

Bertie County Board of Commissioners



March 3, 2014

BERTIE COUNTY BOARD OF COMMISSIONERS

March 3, 2014

Meeting Agenda

This agenda is only a tentative schedule of matters the Commissioners may address at their meeting and all items found on it may be deleted, amended or deferred. The Commissioners may also, in their absolute discretion, consider matters not shown on this agenda.

(A)

***** APPOINTMENTS *****

- 10:00-10:05** Invocation and Pledge of Allegiance by Vice Chairman Smith
- 10:05-10:20** Public Comments
- 10:20-10:35** NC 2-1-1 database effort presentation by East Carolina Behavioral Health's (ECBH) Keith Letchworth, M. Ed. (A-1)
- 10:30-10:45** Bertie County Mid-Year report by Dr. Michael Elam, President of Roanoke-Chowan Community College (A-2)
- 10:45-11:00** Mid-East Commission Office Building project and draft Interlocal Agreement/Resolution presentation by Executive Director Timothy Baynes (A-3)
- 11:00-11:15** Roanoke-Chowan Domestic Violence Task Force presentation by Honorable Judge W. Rob Lewis, II. (A-4)
- 11:15-11:25** Legislative update video provided by the North Carolina Association of County Commissioners (NCACC)

Board Appointments (B)

1. Nursing Home/Adult Care Community Advisory Committee (B-1)
2. Economic Development Commission (B-2)
3. Voluntary Agricultural District Advisory Board (B-3)

Consent Agenda (C)

1. Approve minutes for Regular Session 2-17-14 and 2-20-14 (C-1)
2. Approve a motion requesting the Board of Elections to hold a voter referendum to consider levying a (1/4¢) County Sales and Use Tax in accordance with NC Session law 2007-323 (C-2)
3. Tax Administrator's Report (C-3)

*****OTHER ITEMS*****

Discussion Agenda (D)

1. Update on County's Health Benefits program by Donna Nixon of Pierce Group Benefits
2. Discuss County Tax Services, Inc. providing business personal property audits for the County (D-1)
3. South Windsor Water Association transition of financial records and accounting procedures as recommended by County Auditor Jeff Best (D-2)
4. Agreement of Operation and Acquisition of Water System as prepared by the County Attorney (D-3)
5. Budget Amendment for County Attorney legal fees (D-4)

Commissioners' Reports (E)

County Manager's Reports (F)

County Attorney's Reports (G)

Public Comments Continued

Closed Session

Pursuant to N.C.G.S. § 143-318.11(a)(3) to go into closed session to consult with the County Attorney in order to preserve the attorney-client privilege that exists between the attorney and this public body.

Pursuant to N.C.G.S. § 143-318.11(a)(6) to consider the qualifications, competence, performance, character, fitness, conditions of employment, or conditions of initial employment of an individual public officer or employee or prospective public officer or employee; or to hear or investigate a complaint, charge, or grievance by or against an individual public officer or employee.

Pursuant to N.C.G.S. § 143-318.11(a)(4) To discuss matters relating to the location or expansion of industries or other businesses in the area served by the public body, including agreement on a tentative list of economic development incentives that may be offered by the public body in negotiations. The action approving the signing of an economic development contract or commitment, or the action authorizing the payment of economic development expenditures, shall be taken in an open session.

Adjourn



Empowering Change. Building Hope.

East Carolina Behavioral Health (ECBH) is a Local Management Entity/Managed Care Organization serving 19 counties in eastern NC: Beaufort, Bertie, Camden, Chowan, Craven, Currituck, Dare, Gates, Hertford, Hyde, Jones, Martin, Northampton, Pamlico, Pasquotank, Perquimans, Pitt, Tyrrell and Washington.

As a part of its initiative, “Investing in Eastern North Carolina,” ECBH is contracting with United Way of North Carolina to bring NC 2-1-1 to 17 of the 19 counties in its service area (Dare and Pitt Counties already have NC 2-1-1 available).

NC 2-1-1 is a statewide database of community services and resources available to the citizens of North Carolina. Maintained by United Way of North Carolina, this database can be accessed via the internet (www.nc211.org) or by calling 2-1-1 where available. Through the efforts of ECBH, the phone line 2-1-1 became available to the citizens of Bertie County on December 31, 2013. The official 2-1-1 kick-off for Bertie County will be held on Tuesday, March 11, at 3:00 p.m. at the Heritage House Restaurant in Windsor.

ECBH is undertaking this initiative to enhance the quality of life of citizens with mental health concerns, substance use issues and intellectual and developmental disabilities and their families. People with these conditions frequently rely on community services. These individuals are often isolated in the community. Many also live on fixed incomes because of their challenges and need the support of community services and resources such as transportation, public housing, public health, and faith based services. Standards and requirements of ECBH’s contracts and accrediting body require that ECBH makes available all the information on community resources that someone with a mental health, substance use or developmental disability condition might need. The 2-1-1 call line will give easy access to information about community services. It is a single-source number that can provide information without the person having to go from one service to another until he/she finds the most appropriate resource. Having access to a database of community services can enhance a provider or a care coordinator’s ability to connect those individuals to the community services they need.

ECBH staff is currently updating the information in NC 2-1-1 and entering information that is currently not available in the database. The updating will be complete by the end of March 2014.

For more information on NC 2-1-1, go to <http://www.nc211.org/index.php/faq> or contact:

Keith Letchworth, M.Ed.
 Community Resource Database Coordinator
 Community Resource Development
 East Carolina Behavioral Health
 1708 E. Arlington Blvd.
 Greenville, NC 27858
 Office: 1-866-998-2597
 Fax: 252-215-6881/2
 E-mail: kletchworth@ecbhlme.org
 Web: www.ecbhlme.org
 Access to Care: 1-877-685-2415

ROANOKE-CHOWAN COMMUNITY COLLEGE

Class Sites & Enrollment

July 1, 2013-February 7, 2014

Bertie CountyBASIC SKILLS PROGRAM

| | <u>Number Enrolled</u> | <u>Comments:</u> |
|--|----------------------------|-----------------------------|
| <u>Aulander</u> | | |
| The Place of Possibilities | | |
| 9:00 a.m.-12:00 p.m. Tuesday & Thursday | 18 | |
| 6:00 p.m. - 9:00 p.m. Tuesday & Thursday | 3 | (Class began 1/7/14) |

CONTINUING EDUCATION DEPARTMENT**6 EMS sites****2013 total number of EMS classes-39****Total number of students- 328**

Bertie County Ambulance Transport - Windsor (Paramedic Level) 50+ employees

Bertie County 911 Rescue - Windsor - (Paramedic level) 48 employees ,

Colerain Rescue 911 - Colerain - (Paramedic level) 10 employees

Lewiston/Woodville EMS - Lewiston (EMT-Basic level) 8 members

Priority Transport - Windsor - (EMT-Basic level) 18 employees

White Oak Transport – Askewville - (Paramedic level) 50+ employee's

September 2013 - December 2013

- 202 completed hours for EMT-Basic class at Bertie Memorial Hospital in Windsor (12 students).

Currently RCCC has a partnership with Bertie County Emergency Manager – Mitch Cooper to share a training room located at the Bertie County Rescue Bldg. in Windsor. Currently we are running a 202 hour EMT-Basic initial class (22 students) and a 1,004 hour Paramedic initial class (10 students) at the Bertie Rescue Bldg. in Windsor. The employees of the Bertie County EMS system have a dual reward, financial security and the fact they help provide a public safety program for every citizen in the county.

Introduction to Junior EMS & Firefighter (Monday thru Friday – June 16 – 20, 2014) on RCCC campus open to ALL 16 & 17 year old students, these junior students will need a sponsorship from their local Fire or Rescue Department. This program can provide a future of financial security thru employment and personal reward as serving as a volunteer in their community.

EMT-Basic initial class (June 16 thru July 31, 2014) on the RCCC campus. Minimum age for this certification class is 18 years old.

Some of the Bertie County school teachers attend the CPR AED and First Aid training thru the RCCC program

11 Fire Departments

2013 total number of Fire Classes -20

Total number of students- 285

_Askewville Fire Department – 20 members

Aulander Fire Department – 20 members

Colerain Fire Department – 20 members

Kelford Fire Department – 20 members

Lewiston / Woodville Fire Department – 20 members

Mid-Way Fire Department

Perry Town Fire Department – 20 members

Powellsville Fire Department – 20 members

Roxobel Fire Department – 20 members

Trap Fire Department – 20 members

Windsor Fire Department – 20 members

Bertie County

Law Enforcement In-Service Trainings Sites-2

2013 total number of Law In-Service classes-28

Total number of students -46

Bertie County Sheriff- 37 employees

Windsor Town - officers 8 employees

Lewiston/Woodville - officer 1 employee

Each officer must have a minimum of 24 hours in-service annually plus 12 hours fire arms training

Small Business Center

The Small Business Center offers a wide range of programs and services for existing and prospective business owners and entrepreneurs in Hertford, Northampton, Bertie and Gates counties. We have at our disposal the resources of the Small Business Center Network made up of the 58 Small Business Centers at each of the community colleges in North Carolina. We are a community- based provider of education, training, counseling, referral and information focused on entrepreneurship and economic development.

We currently offer 42 seminars and workshops each year on a broad range of topics to include but not limited to: "How to Start a New Business", "Financing Your Small Business", "Marketing Your Small Business" and "Record Keeping for Small Businesses" as well as the 6 Microsoft Office programs. Other workshops include "Grant Writing", "How to Start a Non-Profit" and "How to Write a Business Plan". Best of all, these seminars and workshops are free and are offered in the evening hours to best accommodate the needs of our clients. We currently reach approximately 500 clients through these workshops and our counseling and referral services each year.

We estimate that approximately 50% of our clients live in Hertford County, 25% live in Bertie County, 20% from Northampton County and 5% from Gates County. The rural nature of our area makes it difficult to determine the exact county of residence for some of our clients as some clients with an Ahoskie mailing address may actually reside in

The Small Business Center will once again facilitate the NC REAL Youth Entrepreneurship Camp this summer on campus. This event is a fun but rigorous 4 day camp where the basic concepts of entrepreneurship are expanded and explored for a group of 20 high school students. Local area banking, insurance and retail businesses participate in this camp by providing counseling and ultimately judging student team projects.

One of our most recent success stories involves the opening of "The Table Spoon Bakery and Bistro" on Peachtree Street in Ahoskie in November 2013. This was the culmination of our efforts working with the owners to write their business plan and providing counseling to direct them to available grants and financing. This business now has 6 full and or part-time employees.

Project Summaries

Project Skill-UP: This program is funded by the North Carolina Tobacco Trust Fund with the purpose of assisting tobacco farmers, tobacco quota holders, persons engaged in tobacco-related businesses, and individuals displaced from tobacco related employment. Grant provides financial assistance to students in ConEd Allied Health Courses. To be eligible for the grant students must be a North Carolina resident and able to write a paragraph describing how the student or the student's family, or the student's community have been adversely affected by the downturn in the tobacco industry. Grant will be able to provide assistance to approximately 40 students.

Point of Contact: Andrea Glaze 862-1202

Hertford County Participants:4

Bertie County Participants:3

Back-to-Work: The goal of this program is to provide short term training opportunities that lead to industry recognized credentials to the unemployed, under-employed, and to veterans and NC National Guard Members.

Back to Work Programs and Industry Recognized Credential

- **Certified Logistics Technician** for Material Handlers: Manufacturing Skills Standard Council (MSSC)
- **Certified Production Technician** for Machine Operators/Entry Level Maintenance and all front line production workers: Manufacturing Skills Standard Council (MSSC)
- **Computer Information Technology:** Internet and Computing Core Certification (IC3), Microsoft Office Specialist (Word, Excel, PowerPoint, and Access), Adobe Certified Associate (Photoshop and Dreamweaver)
- **HVAC/R:** North American Technicians for Excellence (NATE)
- **Welding:** American Welding Society (AWS)
- **Healthcare Courses:** only for Veterans and NC National Guard Members; includes EMT Basic through Paramedic, CNA I/CNA II, Phlebotomy, and Dietary Manager

Point of Contact: Christina Charity 862-1243 or Andrea Glaze 862-1202

Bertie County Participants: 6

Career Readiness Certificate: The North Carolina Career Readiness Certificate is a nationally recognized portable credential that promotes skills and career development for individuals and confirms to employers that a job applicant has the necessary foundational skills to succeed on the job. To earn a Career Readiness Certificate an individual completes the ACT® WorkKeys® Assessments in Reading for Information, Applied Mathematics, and Locating Information. The ACT WorkKeys System is nationally recognized and EEOC and ADA compliant. Three levels of certification are awarded: bronze, silver, and gold.

Point of Contact: Andrea Glaze 862-1202

Bertie County Residents with a CRC (as of 2/1/14): 504

Plus 50: Roanoke-Chowan Community College was recently chosen to join the Plus 50 Encore Completion Program, a national effort to train 10,000 baby boomers for new jobs in health care, education and social service. R-CCC has received this grant for the 2013-2014 and 2014-2015 academic school years.

Point of Contact: Christina Charity 862-1243

OVERVIEW

AGENCY: **ROANOKE-CHOWAN COMMUNITY COLLEGE**

Roanoke-Chowan Community College is a comprehensive two-year public institution located in Northeastern North Carolina where it services a diverse student population and seeks to be student-centered and committed to an open-door admissions policy. The college strives to serve the needs of individuals; its communities, business and industry; and other organizations by providing opportunities for life-long learning through quality educational programs and training that is relevant; economical; convenient; and life altering.

The College realizes that many of our constituents are beset with socio-economic challenges that act as barriers to even modest success; therefore, we see it as part of our mission to act as a catalyst in the creation of educational opportunities and training that can maximize individual and group potential within our service area. The College seeks to do this through contributing substantially to the educational goals of our students and by meeting the training needs of new and expanding industries within our service area.

The College also recognizes that even though our service area is challenged socially and economically, the span of our influence on our students must be global in nature as the College attempts to provide education and training in the context of unique challenges.

In order to fulfill this general purpose most effectively, the college strives to:

- a. Develop both personal and marketable skills in all students.
- b. Develop basic learning skills in all students.
- c. Enable students to continue their education at other institutions.
- d. Increase the global and cultural awareness of students and community.
- e. Provide for the training needs of local business and industry.
- f. Enhance the quality of life in the community.

INSTITUTIONAL GOALS

1. **STUDENTS** – Demonstrate a commitment to student success as a result of recognizing the holistic needs of the student body that the College is called to serve.
2. **EDUCATIONAL PROGRAMS** – Provide opportunities for excellence in learning through accessible, high quality educational experiences.
3. **FACULTY** – Develop an innovative, cutting edge faculty who demonstrate a high degree of professionalism and who are well-trained, student/learning centered and committed to providing the best instruction possible.
4. **STAFF** – Develop a staff committed to furthering the success of the College through an emphasis on customer service and a positive attitude toward support of the educational and instructional goals of the College.
5. **ADMINISTRATION AND FINANCE** – Improve the efficiency, productivity and responsible use of all available resources through a comprehensive planning and management system.
6. **FACILITIES** – Provide an attractive, flexible, and accessible educational facility that enhances the quality of life in the community.
7. **INSTITUTIONAL ADVANCEMENT** – Enhance the effectiveness of the college through appropriate planning, research, marketing, and resource development.
8. **COMMUNITY SERVICE** – Continuously strengthen the partnership between the College and the community through various programs and services.
9. **TECHNOLOGY** – Enhance the achievement of the College’s mission and vision through the use of integrated technology throughout the academic programs and fiscal operation.

10. **DIVERSITY** – Encourage an appreciation and understanding of the dynamic nature and diversity by providing programs and services that respond to the diversity within the College and community.
11. **WORKFORCE DEVELOPMENT** – To provide support for economic and workforce development through services to business and industry as a result of offering superior educational training and retraining to the citizens within the College’s service area that includes basic skills and literacy education, occupational and pre-baccalaureate programs.

Roanoke-Chowan Community College offers the following degree granting programs:

College Transfer

Associate in Arts Degree

Associate in Fine Arts

Associate in Science

General Education, Core 44 Diploma

Certificate, Diploma and/or Associate in Applied Science Degree

Biological and Chemical Technologies

Biotechnology

Environmental Science Technology

Business Technologies

Accounting

Business Administration

Computer Information Technology

Medical Office Administration

Office Systems Technology

Web Technologies

Construction Technologies

Air Conditioning, Heating, and Refrigeration Technology

Building Construction Technology

Plumbing (Diploma)

Engineering Technologies

Architectural Technology

Health Sciences

Associate Degree Nursing (Integrated)

Dental Assisting (Diploma)

Health Care Technology (Certificate)

Human Services Technology

Human Services Technology/Mental Health

Nursing Assistant (Certificate)

Radiography

Industrial Technologies

Industrial Systems Technology

Welding Technology

Public Service Technologies

Barbering (Diploma)

Cosmetology

Cosmetology Instructor (Certificate)

Criminal Justice Technology

Early Childhood Education

Early Childhood Education/Special Education

Early Childhood Education/Teacher Associate

General Occupational Technology

Lateral Entry (Certificate)

Manicuring/Nail Technology (Certificate)

General Education

Associate in General Education Degree

Regionally Increasing Baccalaureate Nurses (RIBN) Program Agreement with East Carolina University

High School Students

Concurrent Enrollment

Career and College Promise (high school students)

Special Credit – for students not pursuing

a degree, diploma, or certificate

****Certificate, Diploma and Associate in Applied Science Programs in italics are collaboratively taught.***

In addition to the degree granting programs listed above, the Continuing Education and Workforce Development Division offers a wide variety of programs and courses, both on and off campus, which are designed to meet the needs and interests of area adults, business and industry, and community service organizations.

Courses provide life-long learning opportunities and are designed to help with job advancement and personal enrichment. The various arts and crafts courses offered also can lead to vocational opportunities. Most of the courses offered are classified as occupational extension and community service/self-supporting and may be offered when 10-15 people express interest and an instructor is available. Specific training courses and programs also are offered on a routine basis and upon request from fire, law, and rescue personnel.

Other programs offered include Adult Basic Education (ABE), high school completion (GED), Customized Industry Training (CIT), Small Business courses and seminars, Human Resource Development and Career Start.

The Small Business Center (SBC) is designed to serve the educational and training needs of the small business community, as well as those individuals interested in starting a business. The Center offers a wide variety of courses, seminars, and workshops throughout the year. One-on-one consultative assistance is also provided, as well as referrals and resource materials relating to small business occupations.

Customized Industry Training is available for job growth, productivity enhancement and technology investment. Training classes cover topics such as, but not limited to: safety, leadership/supervisory training, OSHA 10, and continuous improvement.

The College offers the Career Readiness Certificate (CRC) Assessment and has awarded approximately 180 CRCs to Bertie County residents. In the fall of 2012, the College increased the number of workplace credential certifications to include: Microsoft Office Specialist certification, Adobe Certified Associate certification, American Welding Society certification, and Medical Billing and Coding Specialist certification. All of these certifications are available through the North Carolina Back to Work Program. Information about this program was shared at the Bertie County Commissioners Meeting on November 5, 2012.

Roanoke-Chowan Community College would like to bring on several new programs such as: Organic Farming, Green Building, Agribusiness Technology, and a Youth Entrepreneurship Camp. The College believes the students that gain training in these areas will be able to find high paying and well sustainable jobs in the area.

Organic Farming is a form of agriculture that relies on techniques such as crop rotation, compost, and biological pest control. It uses fertilizers and pesticides but excludes or strictly limits the use of manufactured (synthetic) fertilizers, pesticides, plant growth regulators, livestock antibiotics, food additives, and genetically modified organisms. This type of agriculture combines traditional farming, innovation, and science to benefit the shared environment and promote a good quality of life for all. As of 2011, 91 million acres of land were farmed organically worldwide. The Organic Farming Program will capitalize on the areas' agrarian roots and the richness of the land as a means to make a living.

Green Building refers to a structure and a process of building that is environmentally responsible and resource-efficient throughout a building's life-cycle. The green building concept can be applied to home and building remodels, as well as new construction. The Green Building Program will focus on the housing crisis within the area and seek to remodel homes that are currently un-usable by turning them into energy-efficient, livable structures.

America's largest employer is agriculture. Agribusiness Technology is designed to prepare students for a career in the agriculture business segment of the agriculture industry. Graduates will be prepared to enter the industry as salespersons, supervisors, managers, marketing specialists, research technicians, lab technicians, or even the owner/operator of their own agriculture business.

The operational budget that Roanoke-Chowan Community College has been funded over the past several years has been severely underfunded. The College recognizes that it does not have a permanent physical structure in Bertie County; however, it continues to grow significantly in Fire, Rescue, & Law Enforcement training in the county. The College is the major provider of emergency training for Bertie County.

Due to the rising costs of utilities, general supplies to maintain facility operations, and the flat County Budget funds received, the College has had to forgo the replacement of four pertinent facilities positions. Without enough maintenance and custodial staff, it is difficult to maintain the College facilities and provide an environment conducive to learning.

Roanoke-Chowan Community College is quickly becoming a regional training facility for agencies in the area of law enforcement and rescue. The counties that we serve have come to understand that the training that they once had to get in Greenville and other areas can be provided economically and at the same or better levels right here at home. The demand and response is overwhelming and the College's allocations from state and local funding sources do not adequately meet the expressed need.

Roanoke-Chowan Community College serves the post-secondary educational needs of Bertie County residents in collaboration with Martin Community College. Coordination of the services provided for Bertie County is determined in accordance with the service area assignment from the legislature. The College works closely with the Bertie County JobLink Center and has representation at the Center's monthly meetings. The College has also developed a great professional relationship with the Bertie Economic Developer, Steve Biggs. The College recently attended a meeting at the request of Mr. Biggs to share information with Perdue Farms and Bertie Correctional about how it can assist with their hiring needs through the Career Readiness Certificate (CRC).

According to State statutes funding for plant maintenance and operations is restricted to the local allocation from the counties served; however, the College consistently seeks additional funding through grants and other avenues that might help it to reduce the total dependency upon the counties for funding. Few, if any, maintenance or facilities grants or funding are available. Therefore, the College is dependent upon the generosity of the counties that it serves.

R-CCC will be applying for the 2013-2014 North Carolina Back to Work Program Grant in the amount of \$120,000. In the current fiscal year (2012-2013), R-CCC was one of 16 community colleges selected through a competitive application process to pilot this program aimed at providing short term training courses that are linked to industry recognized credentials to the long term unemployed in its serve area. In 2012-2013, the College served X number of Bertie County residents through this grant program.

Roanoke-Chowan Community College provides a significant amount of training for several Fire and Rescue Departments throughout Bertie County, as well as Law Enforcement training. R-CCC has become the emergency/public service training institution of choice for many agencies in Bertie County. This training is done without the collection of tuition receipts; therefore this it taxes the College's operating budget for any given year.

Over the last few years, Fire, Rescue, and Law Enforcement Training within Bertie County has grown exponentially. In 2012, the College offered 88 Fire, Rescue, and Law Enforcement Training classes, providing 816 classroom hours with an accumulation of over 10,000 training hours for the first responders.

Budgeted FTE which drives the Colleges State operational budget for any given year is earned a year behind when the course work is delivered. This means that the College can actually experience a surge in programs and services delivered in a given year yet not be compensated for that training until the next year. Because we are experiencing so much growth in the area of Fire, Rescue, and Law Enforcement from Bertie County, it is imperative that we have the funding to maintain our current level as well as move forward when needed. The only way that we can avoid canceling training and classes is to seek additional funding to meet the surge in requests that we are experiencing every day. These programs are in need of equipment, software, facilities (physical space), and costly supplies in order to deliver instruction effectively, simulate real-world situations, and prepare the students with the necessary training.

It is our contention that the documentation provided above is justification for Bertie County public support.

2010 – 2011 Program Year **3800**

2011 – 2012 Program Year **3950**

2012 – 2013 Program Year (estimated through the end of fiscal Year June 30, 2013)- **3988**

2013 - 2014 Program Year (Projected)-**4150**

During academic year 2012 - 2013, 24% of R-CCCs curriculum students were Bertie County residents; 23% of continuing education students were Bertie County residents; and 19.4% of Basic Skills students were Bertie County residents.

R-CCC is committed to providing quality services to its students, employees, and community, in keeping with the Roanoke-Chowan Community College's (R-CCC) mission to provide world-class life-long educational and workforce training in order to meet the emerging needs of the community and to improve quality of life for the students we serve. Such services include support services for curriculum programs and employees, which include providing access to resource materials, distance-learning support, technology equipment, and technical services.

Learning Resources Center

Providing appropriate academic support services to meet the needs of our students and faculty is key to enhancing teaching and student learning. Academic support areas such as the Learning Resources Center (LRC) provides library resources and instructional support services to students, faculty, staff, and community users. The LRC has a collection of more than 30,000 print materials and resource and access to more than 43,000 electronic resources. The LRC provides numerous library service, which include:

- Circulation services,
- Library reference assistance – on campus and online
- Library and information literacy skills instruction
- Course reserves
- Interlibrary loan services
- Internet access
- Computer Assisted Instruction (CAI) lab services
- Internet access
- Access to software applications
- Study room access, etc.

In the past year, the library staff averages approximately 80 in person reference questions, 45 technical assistance service requests, and 20 information literacy skills related questions and services on a weekly basis.

Distance Learning

R-CCC also provides distance-learning support and services to students, faculty, staff and community users. R-CCC distance learning support services include but are not limited to the following:

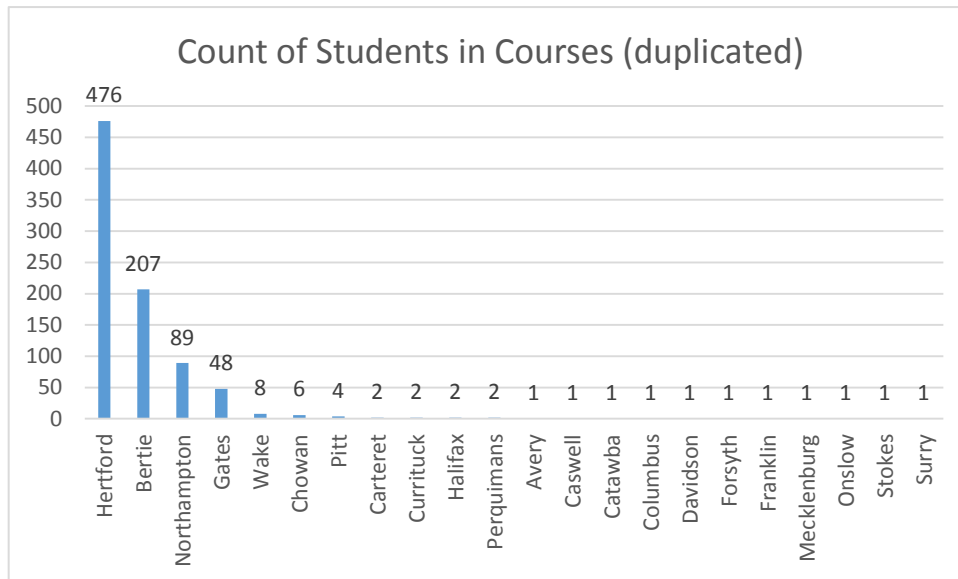
- Technical help desk support
- Instructional design and development support for all academic programs
- Professional development workshops for faculty and staff
- Distance learning orientations for students and faculty
- Learning Management Software support, etc.

Distance learning enrollment continues to grow at R-CCC and the majority of our online students come from the Hertford and Bertie areas as shown in the data and chart below.

Count of Students in Courses (duplicated)

| Home County | Count |
|-------------|-------|
| Hertford | 476 |
| Bertie | 207 |
| Northampton | 89 |
| Gates | 48 |

| | |
|-------------|---|
| Wake | 8 |
| Chowan | 6 |
| Pitt | 4 |
| Carteret | 2 |
| Currituck | 2 |
| Halifax | 2 |
| Perquimans | 2 |
| Avery | 1 |
| Caswell | 1 |
| Catawba | 1 |
| Columbus | 1 |
| Davidson | 1 |
| Forsyth | 1 |
| Franklin | 1 |
| Mecklenburg | 1 |
| Onslow | 1 |
| Stokes | 1 |
| Surry | 1 |



In addition to offering distance-learning courses, Roanoke-Chowan Community College's 2-year Associate of Arts College Transfer Degree, consisting of the first 2 years of a 4-year college degree, is available online. Those who complete the AA degree at the community college are eligible to transfer to one of the 16 University of North Carolina colleges as well as many private colleges such as Chowan University and Barton College.

Technology Resources and Services

Access to technology at R-CCC is an essential and key element to student success. Therefore, R-CCC strives to meet the technical needs of the faculty, students, and staff by providing access to program specific labs, computer aided electronic software, simulation software, and office productivity software. The College has approximately 25 computer labs for student and open lab use and approximately 86 computers for administrative use. R-CCC's courses incorporate the use of the technologies to support teaching and learning:

- Simulation software
- Computer aided electronic software
- Office productivity software
- HVAC and Industrial technology labs and software
- Nursing lab equipment and computer software
- LCD projectors
- Digital TV monitors
- SmartBoard Technology, etc.

In addition to computer and program specific software access, the College provides access to a technical infrastructure that includes but is not limited to the following technology:

- Servers to maintain all curricular, financial, and Continuing Education and Workforce Development records
- Internet and Email Servers
- Anti-virus, Firewall, and Spam filter servers
- Administrative Servers
- AD Server, etc.

Roanoke-Chowan Community College
 Mid-Year Report
 August 2013-January 2014

Bertie County

| <u>Class Offered</u> | <u>Instructional Sites</u> | <u># Enrolled</u> | <u>Comments</u> |
|--|-----------------------------------|--------------------------|--|
| EMS | 6 | 328 | |
| Basic Skills | 1 | 21 | Site Under Construction |
| Fire | 11 | 285 | |
| Law Enforcement In-Service Training | 2 | 46 | Required In-Service and Fire Arms Training |
| Project Skill-Up | 1 | 3 | Grant Assistance for 40 students available |
| SBC | Various | 25% of Clients Served | |
| CRC | Various | 504 Certificates Issued | |
| Plus 50 | TBA | | Training Grant for Baby boomers to retrain for Healthcare, Education & Social Service Careers |



1385 John Small Avenue Washington, North Carolina 27889

www.mideastcom.org

Phone: (252) 946-8043 Fax: (252) 946-5489

December 11, 2013

Scott Sauer, County Manager
Bertie County
PO Box 530
Windsor, NC 27983

Dear Mr. Sauer,

The Board of Directors and staff of the Mid-East Commission have been working on an analysis of the space needs for the MEC offices since 2010. We are at the point of trying to finalize the floor plans and arrange financing for the project. The following steps have been taken that lead up to this point:

1. A space needs study was completed in 2010 by The Wooten Company to determine adequate space needs for the current staffing levels and provide for some small amount of growth in the future. This original analysis has been thoroughly reviewed and revised by MEC staff and the Building Committee (Executive Committee) of the Board of Directors.
2. The Building Committee has reviewed the options for a location and decided on a location to remain in Beaufort County. The first location that they decided on was property owned by Beaufort County. This property included a dilapidated structure of an old county nursing home that needs to be demolished. Unfortunately, the State Historic Preservation Office (SHPO) has placed this property on the Study List for Historic Properties. We are currently requesting a determination from SHPO regarding demolition of the building with the assistance of Beaufort County.
3. MEC has worked with The Wooten Company to prepare a preliminary footprint of approximately 17,500 sq ft. The final draft of the floor plan should be ready in early 2014.
4. Various meetings with USDA have been held to prepare for the process of getting the project financed on a long term basis.
5. MEC staff has met with the staff of the Local Government Commission to discuss details of getting approval for issuing the debt for this project.

Serving: Beaufort County • Bertie County • Hertford County • Martin County • Pitt County

Item # 5 above dealing with LGC approval is a very time consuming process as many of you know from previous debt issuances. MEC must submit additional documentation for the financing agreement of this project. One thing that the LGC is requiring us to submit is the attached Interlocal Agreement and Resolution. The LGC has instructed us that they would like to see the attached documents from each local government if possible. They also recognize that a majority of our municipalities have population less than 2,500 people. They will accept this from all 5 counties and each municipality with 2,500+ populations at a minimum.

At the present time, we are not asking each of the local governments for formal approval and adoption of the Interlocal Agreement and Resolution. We first need to see if there is consensus around the region for us to move forward with this project to continue with the building plans.

Please contact me if you have any questions.

Please reply by January 15th to myself with a signed copy of this letter of your local government's tentative willingness to participate in the project in this way.

Sincerely,



Timothy M. Baynes
Executive Director

TMB/th

Scott Sauer
Bertie County Manager

Yes

No

INTERLOCAL AGREEMENT – MEC BUILDING PROJECT

THIS INTERLOCAL AGREEMENT, made and entered into this the _____ day of _____, 2014, by and between BEAUFORT COUNTY, BERTIE COUNTY, HERTFORD COUNTY, MARTIN COUNTY, PITT COUNTY, TOWN OF AURORA, TOWN OF BATH, TOWN OF BELHAVEN, TOWN OF CHOCOWINITY, TOWN OF PANTEGO, CITY OF WASHINGTON, TOWN OF WASHINGTON PARK, TOWN OF ASKEWVILLE, TOWN OF AULANDER, TOWN OF COLERAIN, TOWN OF KELFORD, TOWN OF LEWISTON-WOODVILLE, TOWN OF ROXOBEL, TOWN OF WINDSOR, TOWN OF AHOSKIE, TOWN OF COFIELD, TOWN OF COMO, TOWN OF HARRELLSVILLE, TOWN OF MURFREESBORO, TOWN OF WINTON, TOWN OF BEAR GRASS, TOWN OF EVERETTS, TOWN OF HAMILTON, TOWN OF HASSELL, TOWN OF JAMESVILLE, TOWN OF OAK CITY, TOWN OF PARMELE, TOWN OF ROBERSONVILLE, TOWN OF WILLIAMSTON, TOWN OF AYDEN, TOWN OF BETHEL, TOWN OF FALKLAND, TOWN OF FARMVILLE, TOWN OF FOUNTAIN, CITY OF GREENVILLE, TOWN OF GRIFTON, TOWN OF GRIMESLAND, VILLAGE OF SIMPSON, and TOWN OF WINTERVILLE, all bodies politic and corporate and all being political subdivisions of the State of North Carolina (hereinafter referred to as “MEMBERS”);

And MID-EAST COMMISSION, a governmental entity under G.S. 160A-470 with municipal and county membership inclusive of the local governments listed above (hereinafter referred to as “MEC”);

WITNESSETH:

THAT WHEREAS, MEC plans to acquire real estate and construct a building to serve as its office facility; and

WHEREAS, the Members regularly use the services and resources provided by the MEC to help promote the public good and welfare; and

WHEREAS, MEC has rented office space since its formation in 1967; and

WHEREAS, MEC, for had the full participation and membership of its Members for more than years; and

WHEREAS, MEC will continue to need office space for its operation and service to its member local governments; and

WHEREAS, MEC’s current office space lease will expire on _____; and

WHEREAS, MEC is allowed by its duly approved Charter and By Laws and by North Carolina General Statute 160A-475 to own real property for use as its office facility; and

WHEREAS, in accordance with G.S. 160A-475, the MEC shall use the acquired real estate and constructed facility as security for the loan to be obtained; and

WHEREAS, the MEC Policy Board has approved borrowing up to \$3,000,000 from the United States Department of Agriculture to acquire real estate and construct the planned office facility; and

WHEREAS, the MEC current dues structure and other program revenues are adequate to service the proposed debt; and

RESOLUTION
_____ COUNTY
SUPPORT FOR INTERLOCAL AGREEMENT
MEC-OWNED OFFICE FACILITY

WHEREAS, Mid-East Commission (MEC) plans to acquire real estate and construct a new building to serve as its office facility;

WHEREAS, MEC has rented office space since its formation in 1967;

WHEREAS, MEC will continue to need office space for its operations and service to its member local governments;

WHEREAS, MEC's current office space lease will expire on _____;

WHEREAS, MEC is allowed by its duly approved Charter and By-Laws, and by North Carolina General Statute 160A-475 to own real property for use as its office facility;

WHEREAS, the MEC Policy Board has approved borrowing up to \$3,000,000 from the United States Department of Agriculture (USDA) to acquire real estate and construct the planned office facility;

WHEREAS, _____ County has been an active member of MEC for more than ____ years;

WHEREAS, MEC has provided valuable assistance to its local government members for more than 46 years;

WHEREAS, MEC is required by the North Carolina Local Government Commission to have an Interlocal Agreement in place as additional security for its financing, which is attached hereto;

NOW THEREFORE BE IT RESOLVED that _____ County agrees to be a party to the referenced Interlocal Agreement and authorizes and directs the Chairman to execute said Agreement.

BY VOTE OF THE _____ County Board of Commissioners upon motion

BY: _____ AND SECOND BY: _____

This the ____ day of _____,

ATTEST:

MEC OCCUPANCY COST ESTIMATES

| | Current Location | Washington - 4.5% \$2,800,000 | Washington - 4.0% \$2,800,000 | Washington - 3.5% \$2,800,000 |
|-------------------------------------|-----------------------------|--|--|--|
| Square Feet | 15,887 | 17,500 | 17,500 | 17,500 |
| Building Debt Service (Forty Years) | | 153,000.00 | 142,000.00 | 132,000.00 |
| Building Lease Payments | 138,000.00 | | | |
| Electric | 16,526.48 | 14,000.00 **** | 14,000.00 | 14,000.00 |
| Water / Sewer | 2,109.88 | 2,100.00 | 2,100.00 | 2,100.00 |
| Gas | 9,255.10 | 7,500.00 **** | 7,500.00 | 7,500.00 |
| Liability Insurance | 5,621.00 | 5,621.00 | 5,621.00 | 5,621.00 |
| Property Insurance | 1,845.00 | 9,075.00 | 9,075.00 | 9,075.00 |
| Cleaning | 14,375.00 | 10,000.00 | 10,000.00 | 10,000.00 |
| Maintenance (Reserve for new bldg) | 2,321.01 | 10,000.00 | 10,000.00 | 10,000.00 |
| Sublease | | | | |
| Total Annual | 190,053.47 | 211,296.00 | 200,296.00 | 190,296.00 |
| Monthly | 15,837.79 | 17,608.00 | 16,691.33 | 15,858.00 |
| Per sq foot | 11.96 | 12.07 | 11.45 | 10.87 |

**** Potential savings could be recognized with a properly insulated structure and properly working HVAC system.

Beaufort County NC Works Center Sublease Income

| | | |
|---------------------|---------------------|---|
| Washington Housing | \$ 3,300.00 | |
| United Way | \$ 5,100.00 | |
| Score | \$ 3,300.00 | |
| Telamon | \$ 4,800.00 | |
| LVBC | \$ 3,300.00 | |
| NC Dept of Commerce | \$ 13,800.00 | (tentative plans still being finalized) |
| | <u>\$ 33,600.00</u> | |

MID-EAST COMMISSION
Return on Investment - Dues Assessment

FY 2012/2013

COUNTY OF BERTIE

The dues assessments paid by each local government enables Mid-East Commission to plan, apply for, and administer federal and state grants and programs. The programs below are only calculated on individuals who live within the local government's geographic area.

| | PROGRAM | | | |
|--|-----------------|-----------------------|------------------|--------------------------------|
| | Member Dues | Workforce Development | Aging | Community/Economic Development |
| Dues Investment of the County of Bertie | | | | |
| County of Bertie | \$7,092 | | | |
| Peanut Belt RPO Local Match | 5,231 | | | |
| | | | | |
| | | | | |
| Total Dues Investment | \$12,323 | | | |
| | | | | |
| Programs that benefit Local Government / Citizens | | | | |
| WIA - Adult (43 participants @ \$3,523.30 each) | | \$151,502 | | |
| WIA - Dislocated Worker (16 participants @ \$4,291.19 each) | | 68,659 | | |
| WIA - Youth (52 participants @ \$3,650.83 each) | | 189,843 | | |
| Aging - Home Delivered Meals (7,812 meals to 65 people @ \$5.7838 each) | | | 45,183 | |
| Aging - Congregate Meals (10,839 meals to 201 people @ \$6.8571 each) | | | 74,324 | |
| Aging - General Transportation (5,719 trips to 43 people @ \$8.1482 each) | | | 46,600 | |
| Aging - Personal Care - In Home Services (3,202 hours to 10 people @ \$13.50 ea) | | | 43,227 | |
| Aging - LV2 In Home Services (3,583 hours to 14 people @ \$14.7059 ea) | | | 52,691 | |
| Aging - Gen Purp/Sr Ctr Operations/Info & Assist | | | 42,556 | |
| Aging - Project CARE Respite (2 families @ \$1,000 cost) | | | 2,000 | |
| Aging - Caregiver Supplemental (liquid nutrition and incontinent supplies) | | | 1,027 | |
| Aging - Caregiver Respite (4 caregivers @ \$1,375 average cost) | | | 5,500 | |
| RPO - Transportation planning and assistance | | | | 20,925 |
| | | | | |
| Total Benefits | | \$410,004 | \$313,108 | \$20,925 |

| | | | | |
|-----------------------------|------------|-----------|-----------|----------|
| Net Benefits (Costs) | | \$410,004 | \$313,108 | \$20,925 |
| | | 0 | 0 | 0 |
| | | 410,004 | 313,108 | 20,925 |
| | | | | |
| Cash flow | (\$12,323) | \$410,004 | \$313,108 | \$20,925 |
| Cumulative Net Benefit | \$731,714 | | | |

| Evaluation Metrics | |
|---|----------|
| Service Dollars returned to Local Government (Citizens) | \$ 60.38 |
| (For every \$1.00 in local dues, Bertie County residents received \$60.38 in programs and services.) | |

**MEMORANDUM OF AGREEMENT BETWEEN
ROANOKE CHOWAN DOMESTIC VIOLENCE TASK FORCE**

and

RURAL INITIATIVES CHANGING COMMUNITIES EVERYDAY, INC.

WHEREAS, Roanoke-Chowan Domestic Violence Task Force (hereinafter referred to as RCDVTF or Task Force), was formed in 1996 by local community professionals who worked with domestic violence cases in Judicial District Six-B (Bertie, Hertford and Northampton Counties). Local professionals were concerned about the lack of resources for family members affected by domestic violence and the high number of repeat offenders on the court docket. The first goal established by the Task Force was to develop a batterers' intervention program, the Roanoke-Chowan Domestic Violence Offender Program (hereinafter referred to as Offender Program). The Offender Program began in 1999 and is still operating under the supervision of the Task Force. In 2007 the Task Force received 501(c)(3) designation as a nonprofit organization. In its Bylaws the mission of the Task Force was described as follows: "The mission of this nonprofit organization is to provide a coordinated and comprehensive effort to deal with domestic violence as it relates to the victims and the offenders." Bylaws identified the goal of the Task Force as:

The goal of the Roanoke-Chowan Domestic Violence Task Force is to promote victim safety and offender accountability by working toward the elimination of instances of domestic violence using methods listed below, but not limited only to these methods:

- Educating the community about domestic violence.
- Developing a Coordinated Community Response Team to deal with domestic violence incidents in a comprehensive manner.
- Encouraging community agencies to coordinate their resources.
- Monitoring a batterer intervention program.
- Collecting and maintaining data on domestic violence in the community.
- Developing adequate funding resources.

Due to extreme difficulty over the past several years in securing financial resources, RCDVTF can no longer operate the Offender Program.

WHEREAS, Rural Initiatives Changing Communities Everyday, Inc. (hereinafter referred to as RICCE), a designated 501 (c)(3) nonprofit organization, has agreed to take over the operation of the Offender Program and continue its operation for the citizens of Judicial District Six-B and surrounding counties.

WHEREAS, RCDVTF and RICCE wish to collaborate and cooperate in the transfer of the Offender Program services for domestic violence abusers, and to have a Memorandum of Agreement regarding that collaboration and cooperation, so that the Offender Program may comply with Title One, Chapter 17, Section .0701 et. Seq. of the North Carolina Administrative Code regarding batterer intervention programs.

NOW THEREFORE, the parties set forth their mutual agreement and understanding as follows:

I. Goals of Agreement:

1. To acknowledge the commitment of both RCDVTF and RICCE to establish a cooperative working relationship that will facilitate the establishment and provision of effective services to domestic violence abusers in Judicial District Six-B.
2. To define the basic roles and responsibilities for each party and the mechanism for disseminating information and resolving problems.
3. To clarify the mechanisms and procedures for clients of the Offender Program to be transferred to RICCE.

II. Substance of Agreement:

Roanoke Chowan Domestic Violence Task Force will make every reasonable effort to:

1. Allow RICCE to use the official name, *Roanoke-Chowan Domestic Violence Offender Program*. The Offender Program is considered to be an established program, both in the local community and across the state. This should provide continuity for local professionals and citizens.
2. Provide a copy of operation procedures and related forms to RICCE.
3. Provide a copy of previous certification paperwork. The Offender Program must be certified by the North Carolina Council for Women/Domestic Violence Commission each year in February. This process is required for offender programs to receive court-ordered referrals. RCDVTF will assist RICCE in this process, to hopefully avoid a lapse in certification during the transfer process.
4. Provide client files, which includes active, inactive and closed.
5. Provide documentation about the status of program fee payments by current clients.
6. Relinquish all decision making for the Offender Program to RICCE.
7. Redirect all court-ordered fees to RICCE until clients' fees are paid in full or clients are terminated from the program.
8. Donate any office equipment or furnishings, property of RCDVTF, for use with the Offender Program.

Rural Initiatives Changing Communities Everyday will make every reasonable effort to:

1. Provide assessment and psycho-educational group and individual services to court-ordered and voluntary offenders who have been determined to be in need of such services.
2. Assist the offenders to develop, maintain and meet appropriate goals.
3. Meet the minimum standards specified by the North Carolina Council for Women, and the requirements set forth in Title One, Chapter 17, Section .0701 et seq of the North Carolina Administrative Code for batterer intervention programs.
4. Ensure that Offender Program staff and facilitators who provide services to the offenders are trained in domestic violence issues.
5. Maintain regular contact with the local victim services program (Roanoke-Chowan Services for Abused Families with Emergencies, R-C SAFE) about safety issues for victims, training opportunities for staff, local professionals, and community citizens; identifying, discussing and resolving any issues or problems that may arise in connection with the Offender Program, victim safety, or confidentiality; or any other issues which may further the parties' mutual goals of improving community attitudes and institutional responses toward domestic violence.
6. Ensure that clients that are currently in the Offender Program remain during the transition and after until completion or termination.
7. Ensure that a representative from RICCE attend the RCDVTF meetings.

AMENDMENTS: This Memorandum of Agreement may be amended only in writing and signed by both parties. The parties agree to make a good faith effort to agree on any amendments as may be necessary to achieve the goals and commitments set forth herein.

TERMINATION: This Memorandum of Agreement may be terminated at any time upon mutual consent of both parties. It may also be unilaterally terminated for good cause by either party if the other fails to comply with the terms of this Memorandum of Agreement. However, prior to any such unilateral termination for good cause, the party wishing to terminate must give the other party written notice of the alleged non-compliance and a 30-day opportunity to correct.

TERM: This agreement becomes effective February 14, 2014, and shall remain in effect unless terminated as provided above.

Troy E. Fitzhugh
Roanoke-Chowan Domestic Violence Task Force

Natasha Stone
Rural Initiatives Changing Communities Everyday

By: Troy E. Fitzhugh

Natasha Halley

Title: Chair

Clinical Director

Date: 2-11-14

2-11-14

NORTH CAROLINA
HERTFORD COUNTY

I, Sheila V. Eley, a Notary Public for said County and State, do hereby certify that Troy E. Fitzhugh personally came before me this day and acknowledged that he is Chair of the Roanoke-Chowan Domestic Violence Task Force and acknowledged, on behalf of the Roanoke-Chowan Domestic Violence Task Force, the execution of the foregoing instrument.

Witness my hand and official seal, this the 11th day of February, 2014.

(Official Seal)

Sheila V. Eley
Notary Public

My Commission expires May 23, 2015.

NORTH CAROLINA
HERTFORD COUNTY

I, Sheila V. Eley, a Notary Public for said County and State, do hereby certify that Natasha Holley personally came before me this day and acknowledged that she is Clinical Director of the Rural Initiatives Changing Communities Everyday, Inc., and acknowledged, on behalf of the Rural Initiatives Changing Communities Everyday, Inc., the execution of the foregoing instrument.

Witness my hand and official seal, this the 11th day of February, 2014.

(Official Seal)

Sheila V. Eley
Notary Public

My Commission expires May 23, 2015.

Nursing Home/Adult Care Community Advisory Committee

Immediate Vacancies: 1

Position Vacancy:

| Board | Term | Name | Began | End |
|--|---------|--------------|----------|-----------|
| Nursing Home/Adult Care Community Advisory Committee | 3 years | Tammie Drake | 4/6/2009 | 2/17/2014 |

Special requirements: N/A

Notes: Removed by the Bertie County Board of Commissioners on 2/17/2014 as required by the organization's bylaws

Attendance of Current Members: N/A

Applications Received:

1. Minnie Outlaw

Present Members (Unexpired):

1. Clara Barrow
2. Mary Davis
3. Alan Mizelle
4. Rev. Gail P. McNeil



APPLICATION FOR BERTIE COUNTY AUTHORITIES, BOARDS, COMMISSIONS, AND COMMITTEES

Name: Minnie R. Outlaw

Home Phone Number: 252 484-1065 Mobile: 804 240-0125

Home Fax Number: _____

Email Address: moutlaw10@verizon.net

Home Address: 307 Hofler Ave. Windsor, NC 27983

Mailing Address: same

Are you a full-time resident of Bertie County? Yes No _____

How long have you been a full-time resident of Bertie County? 6 mos.

Do you live within any corporate or town limits? Yes No _____ Which: Windsor

County Commissioner District: District 1 - Ron Wesson
(This information can be obtained from the Bertie County Board of Elections at 252-794-5306)

Occupation: Retired Employer: _____

Business Address: _____

Business Phone Number: _____ Business Fax: _____

Please list in order of preference the Boards/Commissions/Committees on which you would like to serve:

- | | |
|---|------------------------------|
| 1. <u>CADA</u> | 3. <u>North Tourism Dev.</u> |
| 2. <u>Nursing Home / Adult Care Home Community Adv. Board</u> | 4. _____ |

Qualification for specific category: _____

Name of any Bertie County Board/Commission/Committee on which you presently serve:
none

If reapplying for a position you presently hold, how long have you served? N/A

Based on your qualifications and experiences, briefly describe why your services on this Authority/Board/Commission/Committee would be beneficial to the County:

Do you have any delinquent Bertie County taxes? ___ Yes No

Other information you consider pertinent: (i.e., education, occupational background, civic memberships, related work experiences, etc.) If necessary, you may add additional pages:

CODE OF ETHICS

By submitting this application and by my signature below, I pledge that, if appointed, I agree to comply with the attached Code of Ethics as adopted by the Bertie County Board of Commissioners.

Date: 1-2-14 Applicant's Signature: Minnie R. Outlow

Return application to:

Misty Gibbs, Assistant County Manager/Clerk to the Board
PO Box 530
106 Dundee Street
Windsor, NC 27983
Fax: (252) 794-5327
misty.gibbs@bertie.nc.gov

Note:

*All information on this document is subject to the Public Records Law and will be released to the public upon request.

**Interest to Service forms remain current for two years. Following that, the applicant may wish to contact the Clerk to the Board's Office for an updated form.

***Applications must be on file in the Clerk to the Board's Office 7 days prior to consideration for appointment.

FOR OFFICE USE ONLY

Date Received: 1/2/14

Received By: Sarah Decker

Minnie Ruth Outlaw
307 Hofler Ave
Windsor, North Carolina 27983
Home phone: (252) 484-1065
Cell phone: (804) 240-0125
Email: moutlaw10@verizon.net

OBJECTIVE: To serve on a Bertie County Board of Commissioners' Committee
CADA Board and Nursing Home/Adult Care Home Community Advisory
Board

EDUCATIONAL BACKGROUND:

Earned doctoral recipient (Ph.D.) Virginia Tech in the Education Policy, Planning, and Leadership with a concentration in Pre K-12 Education (2013)

Post-Graduate Courses at The College of William & Mary College in the Education Policy, Planning, and Leadership with a concentration in K-12 Education (spring, summer, fall semesters (2001-2002)

Masters of Education Program in Administration and Supervision with a Principal's Endorsement, Virginia Commonwealth University (1999- completion summer, 2001)

Bachelor of Science, Home Economics Education, Virginia State University (1974-1977)

Graduate Courses in Home Economics Education, Virginia State University (1977-1981)

Re-certification courses, University of Virginia and Virginia Commonwealth Universities (1987 & 1997)

Participated in Educational Leadership & Ethics Conference at Oxford University Oxford, England (2006)

School Division Superintendent's License (2013- 2018)

Principal's Endorsement (2013 – 2018)

Employment Experiences:

Adult Education Specialist for Hanover County Public Schools (2008 – 2013)

Director of Career & Technical Education and Adult Education/GED for Louisa County Public Schools (2002-2008)

Vocational Education Administrator for the King William County Public Schools (part time administrator and taught classes part time 2000-2002)

Vocational Work & Family Studies Teacher, King William County Public Schools (1983-2001)

Vocational Work & Family Studies Teacher, Henrico County Schools (1994-1995).

Pre-Vocational Home Economics Teacher, Dinwiddie County Public Schools (1977 – 1983)

Pre-school Teacher, Virginia State University (1976 – 1977)

PROFESSIONAL RECOGNITION:

“Teacher Of The Year” King William County School Division 1988

“Teacher of the Year” King William High School 1988

Received five-year recognition for Career & Technical Education Administrator (2004).

Recipient of the Neils Brooks Graduate Scholarship (2006)

PROFESSIONAL AFFILIATIONS:

Delta Sigma Theta Sorority Inc.

Local, State, Regional, and National Tech Prep Consortium

Virginia Association of Career & Technical Education Administrators

Member of National, Virginia, and Louisa County Education Association

Appointed by the Henrico Board of Supervisors to the executive Board for Henrico County Mental Health & Retardation Community Service Board (2004-2006 – 2006 – 2013)

Gubernatorial appointment to the Board of Correctional Education (2006 (partial term)-2007-2009)

Appointed by Louisa County Board of Supervisors to serve on the Thomas Jefferson Workforce Board 2005-2006)

Member Secondary Principal’s Association

Member of Virginia Historical Society

Member Association of Secondary Curriculum and Development Educational Association

Member of Virginia School Board Association as a member of the Virginia Department of Correctional Education Board member

Economic Development Commission

Immediate Vacancies: 3

Position Vacancy:

| Board | Term | Name | Began | End |
|---------------------------------|-------------|-----------------|--------------|------------|
| Economic Development Commission | 2 years | Bob Spivey | 12/5/2011 | 12/31/2013 |
| Economic Development Commission | 2 years | Vivian Saunders | 12/5/2011 | 12/31/2013 |
| Economic Development Commission | 2 years | Rick Harrell | 12/5/2011 | 12/31/2013 |

Special requirements: One Commissioner, one Chamber of Commerce Director, and eight citizen appointments

Notes: Term Ending

Attendance of Current Members: NA

Applications Received:

1. Vivian Saunders
2. Tamika Newkirk
3. Carl K. Bond
4. Alan Mizelle

Present Members (Unexpired):

1. Buneva Everett
2. John Davis
3. Morris Rascoe
4. Lewis C. Hoggard, III.
5. Michael D. Neal
6. Charles L. Smith
7. Mary Davis



APPLICATION FOR BERTIE COUNTY AUTHORITIES, BOARDS, COMMISSIONS, AND COMMITTEES

Name: Vivian B. Saunders

Home Phone Number: (252) 348-1976 Mobile: (252) 325-1976

Home Fax Number: (252) 348-2010

Email Address: Saunders239@yahoo.com

Home Address: P.O. Box 40

Mailing Address: Lewiston Woodville NC 27849

Are you a full-time resident of Bertie County? Yes No

How long have you been a full-time resident of Bertie County? 26 years

Do you live within any corporate or town limits? Yes No Which:

County Commissioner District: John Trent
(This information can be obtained from the Bertie County Board of Elections at 252-794-5306)

Occupation: Director Home Base Employer: Self, Non-Profit

Business Address: P.O. Box 598

Business Phone Number: (252) 348-2010 Business Fax: (252) 348-2010

Please list in order of preference the Boards/Commissions/Committees on which you would like to serve:

- 1. Economic Development
- 2. Mental Health Board
- 3. Bertie County Social Services Board
- 4. Recreation Department Board
Mid East Housing Board

Qualification for specific category: Non Profit and Small Business management 26 years. Job Skills CISCO Certified 7 years. Grass Roots Organizer and Community Advocate.

Name of any Bertie County Board/Commission/Committee on which you presently serve:

Bertie County Economic Development
Mid East Housing Authority

If reapplying for a position you presently hold, how long have you served? One Term C.F. Think

Based on your qualifications and experiences, briefly describe why your services on this Authority/Board/Commission/Committee would be beneficial to the County:

I am an advocate for the grassroots community and communication with those who don't have transportation to meetings and access to county information is crucial to these individuals. My interaction and communication will benefit these citizens.
Do you have any delinquent Bertie County taxes? Yes No

Other information you consider pertinent: (i.e., education, occupational background, civic memberships, related work experiences, etc.) If necessary, you may add additional pages:

Rotarian of the Year, Certified Cisco Trainer, Certified Prep Trainer, Certified Incredible Years Parenting Training, State Child Maltreatment Leadership Team, National Motivational Speaker, Z. Smith Reynolds Advisory Team, YMCA Board, Bertie County Chamber of Commerce, Experience Grant Writer.

CODE OF ETHICS

By submitting this application and by my signature below, I pledge that, if appointed, I agree to comply with the attached Code of Ethics as adopted by the Bertie County Board of Commissioners.

Date: 11/21/13 Applicant's Signature: Vivian B. Deuncker

Return application to:

Misty Gibbs, Assistant County Manager/Clerk to the Board
PO Box 530
106 Dundee Street
Windsor, NC 27983
Fax: (252) 794-5327
misty.gibbs@bertie.nc.gov

Note:

*All information on this document is subject to the Public Records Law and will be released to the public upon request.

**Interest to Service forms remain current for two years. Following that, the applicant may wish to contact the Clerk to the Board's Office for an updated form.

***Applications must be on file in the Clerk to the Board's Office 7 days prior to consideration for appointment.

FOR OFFICE USE ONLY

Date Received: 11/21/13

Received By: [Signature]



Board Reviewed

MAY 06 2013

APPLICATION FOR BERTIE COUNTY AUTHORITIES, BOARDS, COMMISSIONS, AND COMMITTEES

Name: Newkirk, Tamika

Home Phone Number: 252-5091380 Mobile: _____

Home Fax Number: _____

Email Address: yaluvu@yahoo.com

Home Address: P.O. Box 1153 103 Spruell Pkwn

Mailing Address: P.O. Box 1153

Are you a full-time resident of Bertie County? Yes No

How long have you been a full-time resident of Bertie County? 4 yrs

Do you live within any corporate or town limits? Yes No Which: Windsor

County Commissioner District: Windsor District I
(This information can be obtained from the Bertie County Board of Elections at 252-794-5306)

Occupation: Volunteer Chamber Commerce Employer: Lewis Hoggard

Business Address: 121 Granville St Windsor, NC 27983

Business Phone Number: 252-794-4277 Business Fax: 252-794-5070

Please list in order of preference the Boards/Commissions/Committees on which you would like to serve:

1. Economic Development Commission
2. _____

Qualification for specific category: See Attached Document X

Name of any Bertie County Board/Commission/Committee on which you presently serve:
NA

If reapplying for a position you presently hold, how long have you served? N/A

Based on your qualifications and experiences, briefly describe why your services on this Authority/Board/Commission/Committee would be beneficial to the County:

See attached document

Do you have any delinquent Bertie County taxes? ___ Yes No

Other information you consider pertinent: (i.e., education, occupational background, civic memberships, related work experiences, etc.) If necessary, you may add additional pages:

See Attached Document

CODE OF ETHICS

By submitting this application and by my signature below, I pledge that, if appointed, I agree to comply with the attached Code of Ethics as adopted by the Bertie County Board of Commissioners.

Date: 4 Applicant's Signature: [Signature]

Return application to:

Misty Gibbs, Assistant County Manager/Clerk to the Board
PO Box 530
106 Dundee Street
Windsor, NC 27983
Fax: (252) 794-5327
misty.gibbs@bertie.nc.gov

Note:

*All information on this document is subject to the Public Records Law and will be released to the public upon request.

**Interest to Service forms remain current for two years. Following that, the applicant may wish to contact the Clerk to the Board's Office for an updated form.

***Applications must be on file in the Clerk to the Board's Office 7 days prior to consideration for appointment.

FOR OFFICE USE ONLY

Date Received: 4/23/2013

Received By: [Signature]

NEWKIRK, TAMIKA

P.O. BOX 1153

WINDSOR, NC 27983

yuluvu@yahoo.com

I AM A RESIDENT HERE IN BERTIE COUNTY FOR SIX YEARS NOW.

I AM LOOKING TO OBTAIN INVOLVEMENT IN THE BERTIE COUNTY BOARD OF COMMISSIONERS APPOINTMENT.

MY PROJECTIONS:

- ❖ STONG ORGANZATIONAL AND PLANNING SKILLS IN COMMUNITY ENDEAVORS*
- ❖ TO PROVIDE EXCEPTIONAL SUPPORT TO ECONOMIC DEVELOPMENT IN THE COUNTY*
- ❖ HELP IN THE DEVELOPMENT OF PROGRAMS FOR REVITALIZING EXISTING BUSINESSES WHILE HELPING INCREASE THE GROWTH OF NEW BUSINESSES*

MY QUALIFICATIONS:

- ❖ VOLUNTEER AT THE BERTIE CHAMBER OF COMMERCE*
- ❖ HELP IN PLANNING AND DEVELOPMENT OF CHAMBER EVENTS*
- ❖ CREATED CHURCH DIRECTORY FOR CHAMBER OF COMMERCE*
- ❖ UPDATING WEBSITE FOR CHURCH DIRECTORY DATABASE*
- ❖ EXTENSIVE EXPERIENCE WORKING IN A TEAM-ORIENTED, COLABORATING ENVIRONMENT*
- ❖ EXCEPTIONAL LEADERSHIP AND TEAM BUILDING SKILLS*



Board Reviewed
MAY 0 2013

APPLICATION FOR BERTIE COUNTY AUTHORITIES, BOARDS, COMMISSIONS, AND COMMITTEES

Name: Carl K. Bond

Home Phone Number: (252) 794-4426 Mobile: (252) 398-7858

Home Fax Number: N/A

Email Address: ck_45_baddog@yahoo.com

Home Address: 1249 GOVERNORS Rd, Windsor, NC 27983

Mailing Address: 1249 GOVERNORS Rd, Windsor, NC 27983

Are you a full-time resident of Bertie County? Yes No

How long have you been a full-time resident of Bertie County? 50 years

Do you live within any corporate or town limits? Yes No Which: _____

County Commissioner District: District V - Snakebite & Indian Wood
(This information can be obtained from the Bertie County Board of Elections at 252-794-5306)

Occupation: Farming Employer: Rhodes Bond & Son Farms, Inc.

Business Address: 1349 GOVERNORS Rd, Windsor, NC 27983

Business Phone Number: (252) 348-2478 Business Fax: N/A

Please list in order of preference the Boards/Commissions/Committees on which you would like to serve:

1. Voluntary Agri. District
2. Economic Development Commission
3. Planning Board
4. Bertie-Market Regional Jail

Qualification for specific category: I have worked with the Federal Government for 31 yrs, in agriculture and rural development. Therefore I have the knowledge that is needed to work on any of the Boards/Commissions.

Name of any Bertie County Board/Commission/Committee on which you presently serve:

Voluntary Agricultural District Advisory Board.

If reapplying for a position you presently hold, how long have you served? One Year

Based on your qualifications and experiences, briefly describe why your services on this Authority/Board/Commission/Committee would be beneficial to the County:

As a former and retired USDA Employee, my knowledge and skills
of the Agriculture community, I will be able to provide the
County with the knowledge that they will need to be informed
about Agriculture issues.

Do you have any delinquent Bertie County taxes? ___ Yes X No

Other information you consider pertinent: (i.e., education, occupational background, civic memberships, related work experiences, etc.) If necessary, you may add additional pages:

I graduated from NCAT State University with a degree in both Agricultural
Education and Agricultural Economics. I have worked 31 yrs with
USDA as an Agricultural Marketing Specialist (Loan Manager). I am a member
of Kappa Alpha Psi Fraternity, Inc. (Served as Vice Patron). 3rd Degree Mason,
Member of Sandy Point Missionary Baptist Church - President of Wsher Board,
Member of Windsor/Bertie County Chamber of Commerce - (Board Chair); Member
NAACP, Board Member of Bertie County Farm Bureau, as well as a State Board Me.

CODE OF ETHICS

By submitting this application and by my signature below, I pledge that, if appointed, I agree to comply with the attached Code of Ethics as adopted by the Bertie County Board of Commissioners.

Date: 4/30/2013 Applicant's Signature: 
Carl R. Bond

Return application to:

Misty Gibbs, Assistant County Manager/Clerk to the Board
PO Box 530
106 Dundee Street
Windsor, NC 27983
Fax: (252) 794-5327
misty.gibbs@bertie.nc.gov

Note:

*All information on this document is subject to the Public Records Law and will be released to the public upon request.

**Interest to Service forms remain current for two years. Following that, the applicant may wish to contact the Clerk to the Board's Office for an updated form.

***Applications must be on file in the Clerk to the Board's Office 7 days prior to consideration for appointment.

FOR OFFICE USE ONLY

Date Received: 5-1-2013

Received By: 



Board Reviewed

MAY 06 2013

APPLICATION FOR BERTIE COUNTY AUTHORITIES, BOARDS, COMMISSIONS, AND COMMITTEES

Name: Alan Keith Mizelle

Home Phone Number: 252-794-9989 Mobile: 252-325-4760

Home Fax Number:

Email Address: amizelle@embarqmail.com

Home Address: 114 Williford Ave, Windsor, NC 27983

Mailing Address: 114 Williford Ave, Windsor, NC 27983

Are you a full-time resident of Bertie County? Yes x No

How long have you been a full-time resident of Bertie County? 39 years

Do you live within any corporate or town limits? Yes No x Which:

County Commissioner District: 1

(This information can be obtained from the Bertie County Board of Elections at 252-794-5306)

Occupation: Pastor Employer: Siloam Baptist Church

Business Address: 1329 Cedar Landing Rd, Windsor, NC 27983

Business Phone Number: same as home Business Fax:

Please list in order of preference the Boards/Commissions/Committees on which you would like to serve:

- 1. Nursing Home/Adult Care Home 3. Bertie-Martin Regional Jail
2. Economic Development Commission 4. any as needed to serve Bertie County

Qualification for specific category: As a minister, I see the needs and conditions of our elderly care facilities and there is much room for improvement. The same can be said of the lack of economic development and the condition of the Bertie/Martin Regional Jail. Our jail is especially appalling.

Name of any Bertie County Board/Commission/Committee on which you presently serve:

N/A

If reapplying for a position you presently hold, how long have you served? N/A

Based on your qualifications and experiences, briefly describe why your services on this Authority/Board/Commission/Committee would be beneficial to the County:

In addition to 17 years as a minister, I have, in the past, been a licensed NC plumbing contractor and owned and operated A & B Home Repair for 20 (ish) years.

Do you have any delinquent Bertie County taxes? Yes No

Other information you consider pertinent: (i.e., education, occupational background, civic memberships, related work experiences, etc.) If necessary, you may add additional pages:

I have a Masters degree and am close to finishing my doctorate in Theology (Th.D). I am at a unique crossroad in my life where I now have free time on my hands along with an ever-present desire to serve people. If I can help the residents of Bertie County, I would consider it an honor.

CODE OF ETHICS

By submitting this application and by my signature below, I pledge that, if appointed, I agree to comply with the attached Code of Ethics as adopted by the Bertie County Board of Commissioners.

Date: 04/30/2013 Applicant's Signature: 

Return application to:

Misty Gibbs, Assistant County Manager/Clerk to the Board
PO Box 530
106 Dundee Street
Windsor, NC 27983
Fax: (252) 794-5327
misty.gibbs@bertie.nc.gov

Note:

*All information on this document is subject to the Public Records Law and will be released to the public upon request.

**Interest to Service forms remain current for two years. Following that, the applicant may wish to contact the Clerk to the Board's Office for an updated form.

***Applications must be on file in the Clerk to the Board's Office 7 days prior to consideration for appointment.

FOR OFFICE USE ONLY

Date Received: 4/30/2013

Received By: 

Voluntary Agricultural District Advisory Board

Immediate Vacancies: 4

Position Vacancy:

| Board | Term | Name | Began | End |
|--|-------------|---------------------------------------|--------------|------------|
| Voluntary Agricultural District Advisory Board | 2 years | Jimmy Mizelle (Colerain II) | 2/6/2012 | 2/28/2014 |
| Voluntary Agricultural District Advisory Board | 2 years | Harold Lawrence (White's Township) | 2/6/2012 | 2/28/2014 |
| Voluntary Agricultural District Advisory Board | 2 years | Joseph Leggett (Windsor I) | 5/21/2012 | 2/28/2014 |
| Voluntary Agricultural District Advisory Board | 2 years | Sid Copeland (Windsor I) | 2/6/2012 | 2/28/2014 |

Special requirements: At least 1 individual from each township

Notes:

Attendance of Current Members: NA

Applications Received:

1. Jimmy Mizelle

Present Members (Unexpired):

1. Carl K. Bond
2. Herbert "Herbie" Taylor
3. Shelby Castelloe
4. Curtis E. Brown

Received 2/19/14
SS



APPLICATION FOR BERTIE COUNTY AUTHORITIES, BOARDS, COMMISSIONS, AND COMMITTEES

Name: Jimmy Mizelle

Home Phone Number: _____ Mobile: 252-724-0588

Home Fax Number: _____

Email Address: jimmymizelle@gmail.com

Home Address: 753 Elm Grove Rd

Mailing Address: Colerain N.C. 27924

Are you a full-time resident of Bertie County? Yes No _____

How long have you been a full-time resident of Bertie County? 47 years

Do you live within any corporate or town limits? Yes _____ No Which: _____

County Commissioner District: 3

(This information can be obtained from the Bertie County Board of Elections at 252-794-5306)

Occupation: Farmer Employer: Jimmy R. Mizelle Farms Inc.

Business Address: 753 Elm Grove Rd Colerain N.C. 27924

Business Phone Number: 252-724-0588 Business Fax: _____

Please list in order of preference the Boards/Commissions/Committees on which you would like to serve:

1. Voluntary Agriculture Districts Advisory Board
2. _____
3. _____
4. _____

Qualification for specific category: Farmer

Name of any Bertie County Board/Commission/Committee on which you presently serve:

Voluntary Agriculture Districts Advisory Board

If reapplying for a position you presently hold, how long have you served? 1 year

Based on your qualifications and experiences, briefly describe why your services on this Authority/Board/Commission/Committee would be beneficial to the County:

I am a Farmer which I could represent issues which may be for or against Farmers and Land owners

Do you have any delinquent Bertie County taxes? Yes No

Other information you consider pertinent: (i.e., education, occupational background, civic memberships, related work experiences, etc.) If necessary, you may add additional pages:

CODE OF ETHICS

By submitting this application and by my signature below, I pledge that, if appointed, I agree to comply with the attached Code of Ethics as adopted by the Bertie County Board of Commissioners.

Date: 2-18-2014 Applicant's Signature: Jemmy Myrtle

Return application to:

Sarah Seredni, Clerk to the Board
PO Box 530
106 Dundee Street
Windsor, NC 27983
Fax: (252) 794-5327
sarah.seredni@bertie.nc.gov

Note:

*All information on this document is subject to the Public Records Law and will be released to the public upon request.

**Interest to Service forms remain current for two years. Following that, the applicant may wish to contact the Clerk to the Board's Office for an updated form.

***Applications must be on file in the Clerk to the Board's Office 7 days prior to consideration for appointment.

FOR OFFICE USE ONLY

Date Received: 2/19/14

Received By: Sarah Seredni

Windsor, North Carolina
February 17, 2014
Regular Meeting

The Bertie County Board of Commissioners met for their regularly scheduled meeting at 7:00PM in the Commissioners Room located at 106 Dundee Street Windsor, NC. The following members were present or absent:

Present: J. Wallace Perry, Chairman
Charles L. Smith, Vice-Chairman
John Trent
Ronald "Ron" Wesson
Rick Harrell

Absent: None

Staff Present: County Manager Scott Sauer
Clerk to the Board Sarah Seredni
County Attorney Lloyd Smith
Information Systems Administrator Scott Pierce
Network Administrator Joe Wilkes
Finance Director William Roberson
Emergency Services Director Mitch Cooper

Media members present included Thadd White of the Bertie Ledger-Advance, and Gene Motley of the Roanoke-Chowan News Herald.

Other staff members present for a portion of the meeting included: Emergency Medical Services Director Matt Leicester and Tax Administrator Jodie Rhea.

Chairman Perry opened the meeting, and thanked all of those present for their attendance.

INVOCATION AND PLEDGE OF ALLEGIANCE

Chairman Perry gave the Invocation and Pledge of Allegiance.

PUBLIC COMMENTS

There were no Public Comments.

APPOINTMENTS

“Building Partnerships for a Better Bertie” presentation by Patricia Ferguson

President of the Bertie County African American Caucus, Patricia Ferguson, came before the Board to discuss a potential partnership between the Caucus and the County to hold a first annual “State of the County” address.

Ms. Ferguson stated that this opportunity could assist the Board in providing transparency to the citizens of the County, and could create an open forum to reach various leaders on the local and State level.

The event would also include local youth, religious leaders, and members of both the private and public school systems.

Commissioner Wesson stated that this event would showcase the needs of the community, and that it would bring about bright opportunities for the future.

Other members of the Board expressed favor in support of the event.

Commissioner Harrell made a **MOTION** for the Board to participate in an annual “State of the County” address as presented. Commissioner Wesson **SECONDED** the motion. The motion passed unanimously.

Heritage Collegiate Leadership Academy update by Founding Director Kashi Nelson

Kashi Nelson, Founding Director of the Heritage Collegiate Leadership Academy, updated the Board regarding the current status of the Charter School.

Ms. Nelson stated that the school’s enrollment began on January 20, 2014, and that it will continue until April 18th, 2014. She also stated that members of the community could enroll online or using a paper application.

Ms. Nelson mentioned that the biggest hurdle that the school has faced is locating a suitable facility in order to house the school, and that she has recently begun working with a contractor based out of Durham, NC to construct a temporary facility.

Chairman Perry inquired about what locations Ms. Nelson is currently researching as a potential site for a permanent facility.

Ms. Nelson stated that even though this location has not yet been finalized, she announced that the school is working on a contract to lease a portion of the Cashie Convention Center.

Ms. Nelson stated that she is very excited about the location and where the school is headed.

Commissioner Wesson asked if Ms. Nelson has another needs to be met at this time.

Ms. Nelson stated that support from the Board was the most important factor at this time as hiring will soon begin and the location of the school is still being finalized.

She also requested to appear before the Board on a periodic basis to provide updates on the project.

Roanoke River Partners presentation by Carol J. Shields

Carol J. Shields of Roanoke River Partners provided a brief PowerPoint presentation regarding the Roanoke River Paddle Trail. The trail includes a series of water platforms that are used by community members to camp, as well as to paddle or canoe the Roanoke River.

Ms. Shields stated that many youth groups frequent the trail, and that the program is a contributor to the local economy of the County as it brings citizens to local business and restaurants in the area.

Ms. Shield also discussed current advertising initiatives including advertisements in regional publications as well as a 90-day display at the I-95 VA/NC border rest area.

Ms. Shields thanked the Board for their continued financial support.

Commissioner Wesson inquired about initiatives currently in place to reach the minority population of the County as the Bertie County population itself is very diverse.

Ms. Shields stated she was very aware that reaching minorities was an important factor, and that she was looking forward to networking with leaders and other advocates for those groups to increase their participation in the many events that take place on these water trails.

She also mentioned that maintain the cleanliness of the water supply was also extremely important that Roanoke River Partners as an entity.

Commissioner Harrell commended Ms. Shields on the thoroughness of the Roanoke River Partners website and that it provided a portal to many other related resources.

EMS Monthly Report Update by Emergency Medical Services Director Matt Leicester

Matt Leicester, Emergency Medical Services Director, provided a detailed report to the Board regarding current standings on call volume, chute times, and response times.

According to the latest figures by Mr. Leicester, in January 2014, Bertie County EMS responded to 282 calls which is the highest month to date.

The average chute time for those 282 calls was 79.29 seconds. The average response time was 10.9 minutes. In total, 91% of all calls were responded to in less than 20 minutes.

Mr. Leicester also stated that due to recent inclement weather, there were 14 responses that resulted in response times over 20 minutes.

Commissioner Trent commended the EMS staff for their continued dedication to their duties.

Report of unpaid taxes as required by N.C.G.S. 105-369 by Tax Administrator Jodie Rhea

Tax Administrator Jodie Rhea presented a report to the Board regarding current unpaid delinquent taxes of December 31, 2013.

The report stated that due to certain technical challenges, the Tax Office shows that delinquent taxes are off by approximately \$525,000 compared to the 2012 tax year. In particular, Mr. Rhea noted that January's collections have not been posted as of this report.

Mr. also Rhea stated that steps have already been put in place to combat the loss including wage garnishments, and that delinquent notices were mailed out on February 14, 2014.

Mr. Rhea also informed the Board that the process of hiring a new employee had been slightly halted due to inclement weather, and deaths of an employee's family members, but that the office is currently in the process of scheduling interviews for the vacant position.

The Board inquired about the numbers for January 2014 and requested Mr. Rhea to provide an updated report once those figures were made available.

CADA's Anti-Poverty Work Plan for 2013-2014

The Board accommodated a change in the Agenda's order to discuss CADA's Anti-Poverty Work Plan for 2013-2014 with CADA Executive Director Sallie Surface.

After some discussion, Commissioner Wesson made a **MOTION** to accept CADA's Anti-Poverty Work Plan for 2013-2014. Vice Chairman Smith **SECONDED** the motion. The **MOTION PASSED** unanimously.

CADA – review of County's commitment for IDA program of \$25,000 originally approved March 20, 2008 as annual appropriation of \$5,000 over 5 budget years beginning with FY 2008-2009

Finance Director William Roberson approached the Board along with Mrs. Surface for this item. Mr. Roberson requested that the Board clarify their position on this matter as minutes from March 2008 depict that the Board showed favor in supporting the program, but that there was no action actually taken for the funds to be dispensed to CADA.

Mr. Robinson indicated that he would work closely with Mrs. Surface in review of CADA's budget request for next year to ensure that adequate funds are committed for the IDA program as previously approved by the Board.

After a lengthy discussion, Commissioner Harrell made a **MOTION** for the Board to appropriate the promised funds to CADA's IDA program in the amount of \$12,000. Vice Chairman Smith **SECONDED** the motion. The **MOTION PASSED** unanimously.

Offer to purchase current Central Office building presentation by Superintendent Elaine White

Superintendent White presented the Board with aerial images and a detailed facility description for the current Central Office building on County Farm Road in Windsor.

Ms. White stated that the building is 9,000 square feet with a Board Room, secure vault, and two parking lots. The building also features a recently replaced roof, carpeting, and alarm system.

Ms. White answered questions as needed from the Board.

Chairman Perry stated that the Board would consider the opportunity to purchase the building for County use. She shared her plans to relocate school administration to the campus of the current Bertie High School, once the "900 Building" has been prepared.

BOARD APPOINTMENTS

Hospital appointments to Director's Council

The Board reviewed the request and application of Dr. Jo Almario to the Vidant Bertie Hospital Director's Council.

Commissioner Trent made a **MOTION** to appoint Dr. Almario to the Vidant Bertie Hospital Director's Council as requested by the Council. Commissioner Wesson **SECONDED** the motion. The motion passed unanimously.

Accept request for removal of Nursing Community Advisory Committee member

The Board received a request from Mid-East Commission to remove a member of the Nursing Home/Adult Care Community Advisory Committee due to unfilled attendance requirements.

Commissioner Wesson made a **MOTION** to remove the member from the Nursing Home/Adult Care Community Advisory Committee as requested by the Committee. Commissioner Trent **SECONDED** the motion. The motion passed unanimously.

The Board also requested that the Clerk to the Board Sarah Seredni bring forward any other applications so that the vacant position could be filled on that Committee.

CONSENT AGENDA

County Attorney Lloyd Smith requested that the Closed Session minutes from 1-7-14, 1-16-14, and 1-17-14 deferred for approval due to pending matters that will be discussed in Closed Session.

The Board concurred.

Commissioner Trent made a **MOTION** to approve only the Open Session minutes from 1-7-14, 1-16-14, 1-17-14, and 2-3-14 while leaving all corresponding Closed Session minutes on the table for later approval as recommended by the County Attorney. Commissioner Wesson **SECONDED** the motion. The motion passed unanimously.

The Board reviewed the annual audit proposal for FY 2014-2015 as proposed by Car, Riggs & Ingram. County Attorney Smith recommended that it be approved.

Commissioner Wesson made a **MOTION** to approve the proposed annual audit proposal for FY 2014-2015 as recommended by the County Attorney. Commissioner Harrell **SECONDED** the motion. The motion passed unanimously.

Commissioner Harrell made a **MOTION** to accept the Tax Department Error Ledgers for November and December of 2013. Vice Chairman Smith **SECONDED** the motion. The motion passed unanimously.

Commissioner Wesson made a **MOTION** to accept the Register of Deeds Fees Report for January 2014. Vice Chairman Smith **SECONDED** the motion. The motion passed unanimously.

Commissioner Trent made a **MOTION** to approve the lease agreement between the County and the West Roanoke Missionary Baptist Association for office space in the DRC building. Commissioner Wesson **SECONDED** the motion. The motion passed unanimously.

The Board reviewed the proposed budget amendment #14-04 for legal fees as prepared by Finance Director William Roberson.

After lengthy discussion, the Board requested a detailed review of invoices of the current legal fees that are owed to the County Attorney before proceeding with a budget amendment.

Commissioner Harrell made to **MOTION** to approve budget amendment #14-04 excluding the legal fees section as prepared by the Finance Director. Commissioner Trent **SECONDED** the motion. The motion passed unanimously.

Budget Amendment #14-04 reads as follows:

BUDGET AMENDMENT

| # 14-04 | | | | |
|--|------------|-----------------|-----------------|------------|
| INCREASE | | | | INCREASE |
| 45-0025-4301-08 | \$ 284,000 | ADMIN | 45-4510-5399-86 | \$ 27,800 |
| | | WAT IMPR | 45-4510-5400-11 | \$ 256,200 |
| TO SET UP BUDGET FOR 2012 CDBG-IF PER ORDINANCE 4-3-13 (FUNDED ON 7-1-13) | | | | |
| DECREASE | | | | INCREASE |
| 47-4500-5399-85 | \$ 4,622 | | 47-4500-5399-87 | \$ 2,076 |
| | | | 47-4500-5400-10 | \$ 2,546 |
| TO REALLOCATE 11-CDBG-SS PROGRAM INCOME TO ACTUAL EXPENDITURES | | | | |
| INCREASE | | | | INCREASE |
| 10-0050-4848-08 | \$ 1,800 | | 10-5860-5400-00 | \$ 1,800 |
| TO SET UP BUDGET FOR KELFORD NUTRITION SITE RENT (DONATION FROM ARTHUR W. PERDUE FOUNDTION, INC.) | | | | |
| INCREASE | | | | DECREASE |
| 10-4120-5399-00 | \$ 2,063 | | 10-9910-5991-00 | \$ 2,063 |
| MOVING FUNDS FROM CONTINGENCY TO PAY JOHN E. WHITEHURST - SPECIAL PROJECTS | | | | |
| INCREASE | | | | INCREASE |
| 10-0050-4515-40 | \$ 2,000 | | 10-4190-5580-00 | \$ 2,000 |
| TO SET UP GRANT REVENUE FOR COURTHOUSE FOUNDATION STABILIZATION | | | | |
| INCREASE | | | | INCREASE |
| 42-0025-4301-01 | \$ 277,046 | CONSTRUCTION | 42-8272-5396-01 | \$ 201,025 |
| | | CONTINGENCY | 42-8272-5396-10 | \$ 10,052 |
| | | EINGINEERING | 42-8272-5396-12 | \$ 26,339 |
| | | SURVEY | 42-8272-5396-18 | \$ - |
| | | CLOSING COST | 42-8272-5396-14 | \$ 5,541 |
| | | PERMITS - REIME | 42-8272-5396-29 | \$ 500 |
| | | LEGAL | 42-8272-5396-38 | \$ 10,500 |
| | | ADMIN | 42-8272-5396-40 | \$ 23,089 |
| | | MISC | 42-8272-5499-00 | \$ - |
| TO SET UP BUDGET FOR BLACK ROCK SUBDIVISION WATER IMPROVEMENTS | | | | |
| 10-4150-5192-01 | \$ 63,000 | LEGAL | 10-0090-4991-99 | \$ 63,000 |
| TO INCREASE BUDGET FOR LEGAL FEES | | | | |
| INCREASE | | | | DECREASE |
| 61-7111-5399-00 | \$ 7,416 | | 61-7111-5720-01 | \$ 7,416 |
| 62-7112-5399-00 | \$ 24,102 | | 62-7112-5720-01 | \$ 24,102 |
| 63-7113-5399-00 | \$ 17,922 | | 63-7113-5720-00 | \$ 17,922 |
| 64-7114-5399-00 | \$ 12,360 | | 64-7114-5720-00 | \$ 12,360 |
| TO INC CONTRACTED SERVICES FOR GREEN ENGINEERING CONTRACT | | | | |

DISCUSSION AGENDA

Sunenergy Ground Lease revisions as recommended by the County Attorney

The Board reviewed the current draft ground lease from Sunenergy with input provided by Duke Energy. The Board discussed the changes and the legal fees involved in the drafted changes.

After some discussion, the Board agreed that there were no problems with the changes, but they would like for a request to be made of Duke Energy to cover the legal fees associated with the contract changes as those changes became the responsibility of the County Attorney.

Commissioner Wesson made a **MOTION** to submit a request for reimbursement of legal fees by Duke Energy. Commissioner Trent **SECONDED** the motion. The motion passed unanimously.

Black Rock Subdivision Water System Improvements

This matter was tabled until the Water District work session on Thursday, February 20, 2014.

COMMISSISONERS' REPORTS

The Commissioners did not provide any reports.

PUBLIC COMMENTS CONTINUED

There were no Public Comments.

COUNTY MANAGER'S REPORTS

County Manager Sauer informed the public that the Board was invited to attend the Bertie County Chamber of Commerce's Black History celebration banquet on Tuesday, February 18, 2014 at 6:00pm.

COUNTY ATTORNEY'S REPORTS

County Attorney Lloyd Smith that the Board go into Closed Session pursuant to N.C.G.S. § 143-318.11(a)(3) to go into closed session to consult with the County Attorney in order to preserve the attorney-client privilege that exists between the attorney and this public body and pursuant to N.C.G.S. § 143-318.11(a)(6) to consider the qualifications, competence, performance, character, fitness, conditions of employment, or conditions of initial employment of an individual public officer or employee or prospective public officer or employee; or to hear or investigate a complaint, charge, or grievance by or against an individual public officer or employee.

PUBLIC COMMENTS CONTINUED

There were no Public Comments in this section.

CLOSED SESSION

Upon request by County Attorney Smith, the Board entertained a vote to go into Closed Session pursuant N.C.G.S. § 143-318.11(a)(3) and N.C.G.S. § 143-318.11(a)(6).

Vice Chairman Smith made a **MOTION** to go into Closed Session pursuant to N.C.G.S. § 143-318.11(a)(3) and N.C.G.S. § 143-318.11(a)(6). Commissioner Trent **SECONDED** the motion. The motion passed unanimously.

The Board shifts into Closed Session.

Commissioner Harrell made a **MOTION** to return to Open Session. Vice Chairman Smith and Commissioner Trent **SECONDED** the motion. The motion passed unanimously.

RECESS

Chairman Perry recessed the meeting at approximately 10:00pm in order to reconvene for a Water District work session at 2:00pm on Thursday, February 20, 2014 in the 2nd floor Glass Conference Room of the County Office building.

J. Wallace Perry, Chairman

Sarah Seredni, Clerk to the Board

Windsor, North Carolina
February 20, 2014
Recessed Meeting

The Bertie County Board of Commissioners met at 2:00pm on Thursday, February 20, 2014 for a Water District Work Session. The Board recessed their Monday, February 17, 2014 regular meeting. The Board reconvened in the 2nd floor Glass Conference Room located at 106 Dundee Street Windsor, NC. The following members were present or absent:

Present: J. Wallace Perry, Chairman
Charles L. Smith, Vice-Chairman
John Trent
Ronald "Ron" Wesson
Rick Harrell

Absent: None

Staff Present: County Manager Scott Sauer
Clerk to the Board Sarah Seredni
County Attorney Lloyd Smith

Guest(s) Present: Leo Green, III. of Green Engineering

Other staff members present for a portion of the meeting included Assistant County Attorney Jonathan Huddleston.

RECESS

Chairman Perry reconvened the meeting.

Green Engineering progress and status review

County Manager Sauer provided a short update to the Board regarding the transition of ownership documents for South Windsor Water Association. The documents are being prepared by the County auditor Jeff Best of Car, Riggs & Ingram.


Mr. Leo Green, III of Green Engineering also presented a report to the Board regarding the latest findings of the water system as it relates to: the distribution system, water loss, water supply plan, consumption, progress to date, and South Windsor.

The report details as follows:



**BERTIE COUNTY
NORTH CAROLINA**

**REGIONAL WATER SYSTEM
OPERATION AND
SYSTEM EVALUATION**
PROGRESS REPORT
February 20, 2014



GREEN ENGINEERING, PLLC
Engineers, Planners and Surveyors
NC Firm License: P-0115
303 Goldsboro Street East
Wilson, North Carolina 27893

252-237-5365 (PHONE)
252-243-7489 (FAX)

www.greenengineering.com



TABLE OF CONTENTS

DISTRIBUTION SYSTEM

WATER LOSS

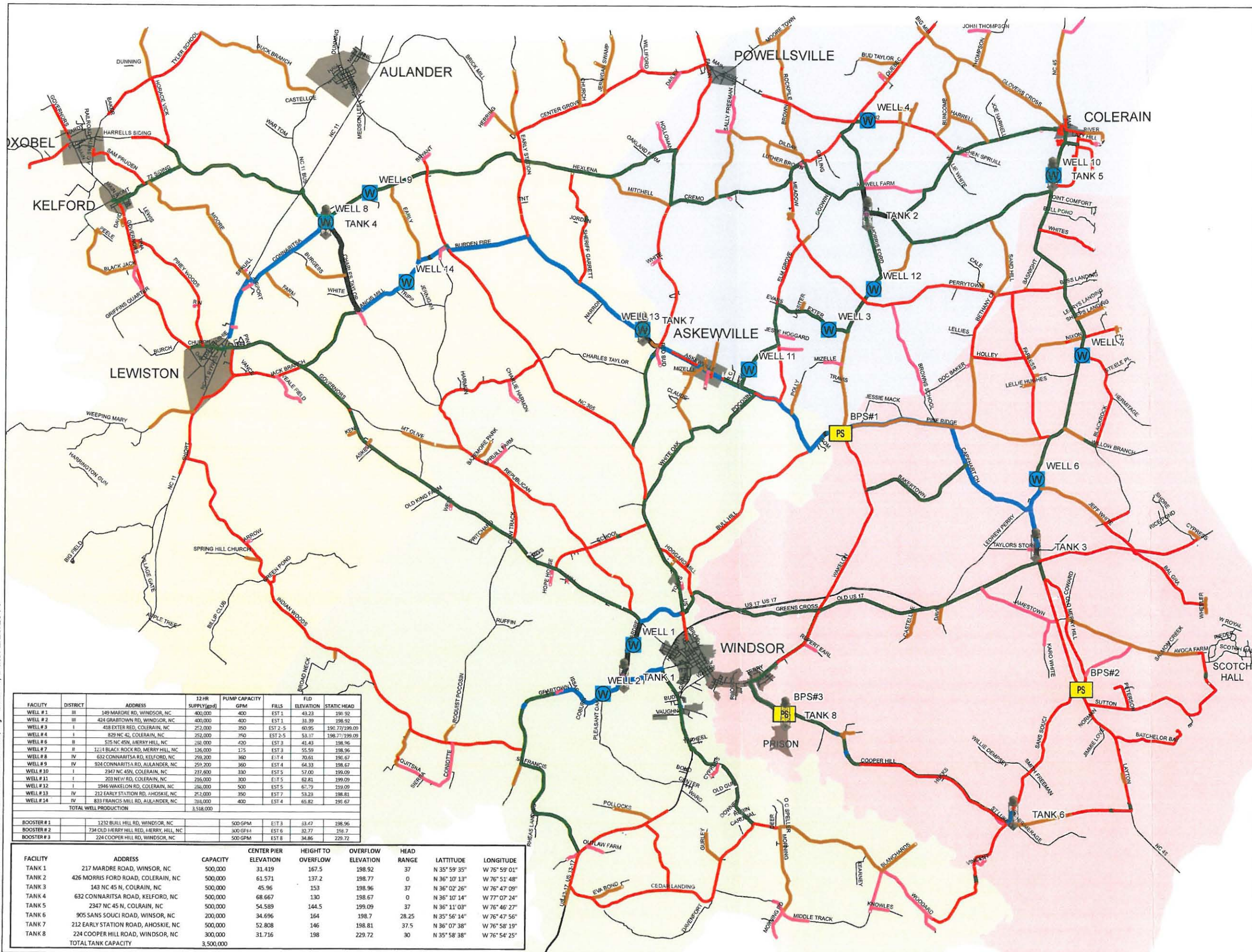
WATER SUPPLY PLAN

CONSUMPTION ANALYSIS

SOUTH WINDSOR ACQUISITION

PROGRESS TO DATE

File: W:\B...113126\GIS13-126 Districts.mxd; By: SeanH; Date: 2/20/2014



Bertie County Water System

Bertie County, NC



6,000 Feet

Legend

- Tank
- Booster Pump Station
- Well
- Water District**
 - District 1
 - District 2
 - District 3
 - District 4
- Diameter**
 - 16"
 - 14"
 - 12"
 - 10"
 - 8"
 - 6"
 - 4"
 - 3"
 - 2"
 - 1"
 - 3/4"
 - 3/8"



Prepared By:

Green Engineering P.L.L.C
 303 Goldsboro St. E.
 Wilson, NC 27893
 Phone: (252) 237-5365
 Fax: (252) 243-7469

This map is a graphic representation of data provided by Bertie County GIS. Green Engineering cannot guarantee the accuracy of this map.



| FACILITY | DISTRICT | ADDRESS | 12 HR SUPPLY (gpd) | PUMP CAPACITY GPM | FILLS | T/D ELEVATION | STATIC HEAD |
|-----------------------|----------|---------------------------------------|--------------------|-------------------|---------|---------------|---------------|
| WELL # 1 | III | 149 MARDRE RD, WINDSOR, NC | 400,000 | 400 | EST 1 | 43.23 | 198.92 |
| WELL # 2 | III | 424 GRABTOWN RD, WINDSOR, NC | 400,000 | 400 | EST 1 | 31.39 | 198.92 |
| WELL # 3 | I | 418 EXTER RED, COLERAIN, NC | 252,000 | 350 | EST 2-5 | 60.95 | 198.77/199.09 |
| WELL # 4 | I | 829 NC 45, COLERAIN, NC | 252,000 | 350 | EST 2-5 | 53.17 | 198.77/199.09 |
| WELL # 5 | II | 525 NC 45N, MERRY HILL, NC | 238,000 | 420 | EST 3 | 41.43 | 198.96 |
| WELL # 7 | II | 1214 BLACK ROCK RD, MERRY HILL, NC | 126,000 | 175 | EST 3 | 55.59 | 198.96 |
| WELL # 8 | IV | 632 CONNARITSA RD, KELFORD, NC | 759,000 | 360 | EST 4 | 70.61 | 198.67 |
| WELL # 9 | IV | 924 CONNARITSA RD, AULANDER, NC | 259,000 | 360 | EST 4 | 64.33 | 198.67 |
| WELL # 10 | I | 2347 NC 45N, COLERAIN, NC | 237,600 | 330 | EST 5 | 57.00 | 199.09 |
| WELL # 11 | I | 203 NEW RD, COLERAIN, NC | 216,000 | 300 | E1:5 | 62.81 | 199.09 |
| WELL # 12 | I | 1946 WAKELON RD, COLERAIN, NC | 286,000 | 500 | EST 5 | 67.79 | 199.09 |
| WELL # 13 | IV | 232 EARLY STATION RD, AHOSKIE, NC | 213,000 | 350 | EST 7 | 53.23 | 198.81 |
| WELL # 14 | IV | 833 FRANCIS MILL RD, AULANDER, NC | 318,000 | 400 | EST 4 | 65.82 | 198.67 |
| TOTAL WELL PRODUCTION | | | 3,518,000 | | | | |
| BOOSTER # 1 | | 1232 BULL HILL RD, WINDSOR, NC | | 500 GPM | E1:3 | 33.47 | 198.96 |
| BOOSTER # 2 | | 734 OLD MERRY HILL RD, MERRY HILL, NC | | 300 GPM | E1:6 | 32.77 | 158.7 |
| BOOSTER # 3 | | 224 COOPER HILL RD, WINDSOR, NC | | 500 GPM | EST 8 | 34.86 | 229.72 |

| FACILITY | ADDRESS | CAPACITY | CENTER PIER ELEVATION | HEIGHT TO OVERFLOW | OVERFLOW ELEVATION | HEAD RANGE | LATITUDE | LONGITUDE |
|---------------------|-------------------------------------|-----------|-----------------------|--------------------|--------------------|------------|---------------|---------------|
| TANK 1 | 217 MARDRE ROAD, WINDSOR, NC | 500,000 | 31.419 | 167.5 | 198.92 | 37 | N 35° 59' 35" | W 76° 59' 01" |
| TANK 2 | 426 MORRIS FORD ROAD, COLERAIN, NC | 500,000 | 61.571 | 137.2 | 198.77 | 0 | N 36° 10' 13" | W 76° 51' 48" |
| TANK 3 | 143 NC 45 N, COLERAIN, NC | 500,000 | 45.96 | 153 | 198.96 | 37 | N 36° 02' 26" | W 76° 47' 09" |
| TANK 4 | 632 CONNARITSA ROAD, KELFORD, NC | 500,000 | 68.667 | 130 | 198.67 | 0 | N 36° 10' 14" | W 77° 07' 24" |
| TANK 5 | 2347 NC 45 N, COLERAIN, NC | 500,000 | 54.589 | 144.5 | 199.09 | 37 | N 36° 11' 03" | W 76° 46' 27" |
| TANK 6 | 905 SANS SOUCI ROAD, WINDSOR, NC | 200,000 | 34.696 | 164 | 198.7 | 28.25 | N 35° 56' 14" | W 76° 47' 56" |
| TANK 7 | 212 EARLY STATION ROAD, AHOSKIE, NC | 500,000 | 52.808 | 146 | 198.81 | 37.5 | N 36° 07' 38" | W 76° 58' 19" |
| TANK 8 | 224 COOPER HILL ROAD, WINDSOR, NC | 300,000 | 31.716 | 198 | 229.72 | 30 | N 35° 58' 38" | W 76° 54' 25" |
| TOTAL TANK CAPACITY | | 3,500,000 | | | | | | |

| FACILITY | ADDRESS | CAPACITY | CENTRAL PIER ELEVATION | HEIGHT TO OVERFLOW | OVERFLOW ELEVATION | HEAD RANGE | LATTITUDE | LONGITUDE |
|---------------------|-------------------------------------|-----------|------------------------|--------------------|--------------------|------------|---------------|---------------|
| TANK 1 | 217 MARDRE ROAD, WINSOR, NC | 500,000 | 31.419 | 167.5 | 198.92 | 37 | N 35° 59' 35" | W 76° 59' 01" |
| TANK 2 | 426 MORRIS FORD ROAD, COLERAIN, NC | 500,000 | 61.571 | 137.2 | 198.77 | 0 | N 36° 10' 13" | W 76° 51' 48" |
| TANK 3 | 143 NC 45 N, COLRAIN, NC | 500,000 | 45.96 | 153 | 198.96 | 37 | N 36° 02' 26" | W 76° 47' 09" |
| TANK 4 | 632 CONNARITSA ROAD, KELFORD, NC | 500,000 | 68.667 | 130 | 198.67 | 0 | N 36° 10' 14" | W 77° 07' 24" |
| TANK 5 | 2347 NC 45 N, COLRAIN, NC | 500,000 | 54.589 | 144.5 | 199.09 | 37 | N 36° 11' 03" | W 76° 46' 27" |
| TANK 6 | 905 SANS SOUCI ROAD, WINSOR, NC | 200,000 | 34.696 | 164 | 198.7 | 28.25 | N 35° 56' 14" | W 76° 47' 56" |
| TANK 7 | 212 EARLY STATION ROAD, AHOSKIE, NC | 500,000 | 52.808 | 146 | 198.81 | 37.5 | N 36° 07' 38" | W 76° 58' 19" |
| TANK 8 | 224 COOPER HILL ROAD, WINDSOR, NC | 300,000 | 31.716 | 198 | 229.72 | 30 | N 35° 58' 38" | W 76° 54' 25" |
| TOTAL TANK CAPACITY | | 3,500,000 | | | | | | |

| FACILITY | DISTRICT | ADDRESS | 12 HR SUPPLY(gpd) | PUMP CAPACITY GPM | FILLS | FLD ELEVATION | STATIC HEAD |
|-----------------------|----------|---|-------------------|-------------------|----------|---------------|---------------|
| WELL # 1 | III | 149 MARDRE RD, WINDSOR, NC | 400,000 | 400 | EST 1 | 43.23 | 198.92 |
| WELL # 2 | III | 424 GRABTOWN RD, WINDSOR, NC | 400,000 | 400 | EST 1 | 31.39 | 198.92 |
| WELL # 3 | I | 418 EXTER RED, COLERAIN, NC | 252,000 | 350 | EST 2 -5 | 60.95 | 198.77/199.09 |
| WELL # 4 | I | 829 NC 42, COLERAIN, NC | 252,000 | 350 | EST 2-5 | 53.37 | 198.77/199.09 |
| WELL # 6 | II | 535 NC 45N, MERRY HILL, NC | 288,000 | 420 | EST 3 | 41.43 | 198.96 |
| WELL # 7 | II | 1224 BLACK ROCK RD, MERRY HILL, NC | 126,000 | 175 | EST 3 | 55.59 | 198.96 |
| WELL # 8 | IV | 632 CONNARITSA RD, KELFORD, NC | 259,200 | 360 | EST 4 | 70.61 | 198.67 |
| WELL # 9 | IV | 924 CONNARITSA RD, AULANDER, NC | 259,200 | 360 | EST 4 | 64.33 | 198.67 |
| WELL # 10 | I | 2347 NC 45N, COLERAIN, NC | 237,600 | 330 | EST 5 | 57.00 | 199.09 |
| WELL # 11 | I | 203 NEW RD, COLERAIN, NC | 216,000 | 300 | EST 5 | 62.81 | 199.09 |
| WELL # 12 | I | 1946 WAKELON RD, COLERAIN, NC | 288,000 | 500 | EST 5 | 67.79 | 199.09 |
| WELL # 13 | IV | 212 EARLY STATION RD, AHOSKIE, NC | 252,000 | 350 | EST 7 | 53.23 | 198.81 |
| WELL # 14 | IV | 833 FRANCIS MILL RD, AULANDER, NC | 288,000 | 400 | EST 4 | 65.82 | 198.67 |
| TOTAL WELL PRODUCTION | | | 3,518,000 | | | | |
| BOOSTER # 1 | | 1232 BUILL HILL RD, WINDSOR, NC | | 500 GPM | EST 3 | 33.47 | 198.96 |
| BOOSTER # 2 | | 734 OLD MERRY HILL RED, MERRY, HILL, NC | | 300 GPM | EST 6 | 32.77 | 198.7 |
| BOOSTER # 3 | | 224 COOPER HILL RD, WINDSOR, NC | | 500 GPM | EST 8 | 34.86 | 229.72 |

Bertie County Water System

Bertie County, NC



10.0 APPENDICES

10.1 QUANTATIVE LOSS SUMMARY TABLE

Water Loss Audit Table


Table 5


| Operating Year | Total Water Sold | Total Water Produced | Unaccounted Loss | Per Cent Loss |
|----------------|------------------|----------------------|------------------|---------------|
| 2010 | 241,064,000 | 439,496,000 | 198,432,000 | 45.20% |
| 2011 | 265,420,000 | 489,476,000 | 224,056,000 | 46% |
| 2012 | 278,147,000 | 478,462,000 | 200,315,000 | 41.9% |
| 2013 | 267,510,000 | 416,441,000 | 148,931,000 | 35.8% |
| Totals | 1,052,141,000 | 1,823,875,000 | 771,734,000 | |
| Average | 263,035,250 | 455,968,750 | 192,933,500 | 42.21% |

10.2 OVER PUMPING OCCURENCES

OVER PUMPING OCCURENCES
TABLE 6

| Year | Jan | Feb | Mar | April | May | June | July | Aug | Sept | Oct | Nov | Dec | Total |
|------|-----|-----|-----|-------|-----|------|------|-----|------|-----|-----|-----|-------|
| 2010 | | | | | | | | | | | | | |
| | | | | | | 1 | 1 | 1 | 2 | 3 | 1 | 1 | 10 |
| | | | | | | | | | 2 | 2 | 1 | 1 | 6 |
| 2011 | | | | | | | | | | | | | |
| | 2 | 2 | 3 | 4 | 3 | 3 | 3 | 3 | 2 | 3 | 5 | 4 | 37 |
| | 1 | | 1 | | | 1 | 1 | 2 | 2 | 1 | 1 | 1 | 11 |
| 2012 | | | | | | | | | | | | | |
| | 4 | 3 | 3 | 6 | 5 | 5 | 5 | 4 | 5 | 2 | 6 | 5 | 53 |
| | 2 | | 1 | 2 | 1 | 1 | 2 | 2 | 2 | 1 | 1 | 2 | 17 |
| 2013 | | | | | | | | | | | | | |
| | 1 | | | 1 | 1 | 1 | 1 | 1 | 1 | 1 | 1 | 1 | 10 |
| | 1 | | | 1 | 1 | 1 | 1 | 1 | 1 | 1 | 1 | 1 | 10 |
| | | | | | | | | | | | | | |
| | | | | | | | | | | | | | |
| | | | | | | | | | | | | | 110 |
| | | | | | | | | | | | | | 44 |


 denotes wells that exceeded their allowable pump time one or more times per month

 denotes wells that exceeded their allowable pump time every day of that month

| | | | | | | |
|-----------------|-------|-------|-------|-------|-------|-------|
| System Process | 0.001 | 0.001 | 0.001 | 0.001 | 0.001 | 0.001 |
| Unaccounted-for | 0.170 | 0.100 | 0.100 | 0.115 | 0.120 | 0.125 |

Demand v/s Percent of Supply

| | 2012 | 2020 | 2030 | 2040 | 2050 | 2060 |
|------------------------------|-------|-------|-------|-------|-------|-------|
| Surface Water Supply | 0.000 | 0.000 | 0.000 | 0.000 | 0.000 | 0.000 |
| Ground Water Supply | 2.451 | 1.765 | 1.765 | 1.765 | 1.765 | 1.765 |
| Purchases | 0.002 | 0.002 | 0.002 | 0.002 | 0.002 | 0.002 |
| Future Supplies | | 0.000 | 0.000 | 0.000 | 0.000 | 0.000 |
| Total Available Supply (MGD) | 2.453 | 1.767 | 1.767 | 1.767 | 1.767 | 1.767 |
| Service Area Demand | 1.162 | 1.302 | 1.328 | 1.346 | 1.351 | 1.338 |
| Sales | 0.001 | 0.001 | 0.001 | 0.001 | 0.001 | 0.001 |
| Future Sales | | 0.000 | 0.000 | 0.000 | 0.000 | 0.000 |
| Total Demand (MGD) | 1.163 | 1.303 | 1.329 | 1.347 | 1.362 | 1.339 |
| Demand as Percent of Supply | 47% | 74% | 75% | 76% | 77% | 76% |



The purpose of the above chart is to show a general indication of how the long-term per capita water demand changes over time. The per capita water demand may actually be different than indicated due to seasonal populations and the accuracy of data submitted. Water systems that have calculated long-term per capita water demand based on a methodology that produces different results may submit their information in the notes field.

Your long-term water demand is 89 gallons per capita per day. What demand management practices do you plan to implement to reduce the per capita water demand (i.e. conduct regular water audits, implement a plumbing retrofit program, employ practices such as rainwater harvesting or reclaimed water)? If these practices are covered elsewhere in your plan, indicate where the practices are discussed here.

Are there other demand management practices you will implement to reduce your future supply needs? N/A

What supplies other than the ones listed in future supplies are being considered to meet your future supply needs? N/A

How does the water system intend to implement the demand management and supply planning components above? N/A

Additional Information

Has this system participated in regional water supply or water use planning? No

What major water supply reports or studies were used for planning? Preliminary Engineering Report for Water System Improvement

Please describe any other needs or issues regarding your water supply sources, any water system deficiencies or needed improvements (storage, treatment, etc.) or your ability to meet present and future water needs. Include both quantity and quality considerations, as well as financial, technical, managerial, permitting, and compliance issues: If Bertie County Water District II decide to move forward with the Water System Improvement Plan to serve Bal Gra Harbour, All expenses will be paid by Bal Gra Harbour.

The Division of Water Resources (DWR) provides the data contained within this Local Water Supply Plan (LWSP) as a courtesy and service to our customers. DWR staff does not field verify data. Neither DWR, nor any other party involved in the preparation of this LWSP attests that the data is completely free of errors and omissions. Furthermore, data users are cautioned that LWSPs labeled PROVISIONAL have yet to be reviewed by DWR staff. Subsequent review may result in significant revision. Questions regarding the accuracy or limitations of usage of this data should be directed to the water system and/or DWR.

| | | | | | |
|---|-------|-----|-------|-------|---------|
| 8 | 0.109 | 309 | 0.231 | 0.115 | Regular |
| 9 | 0.088 | 249 | 0.220 | 0.110 | Regular |

Ground Water Sources (continued)

| Name or Number | Well Depth (Feet) | Casing Depth (Feet) | Screen Depth (Feet) | | Well Diameter (Inches) | Pump Intake Depth (Feet) | Metered? |
|----------------|-------------------|---------------------|---------------------|--------|------------------------|--------------------------|----------|
| | | | Top | Bottom | | | |
| 1 | 365 | 340 | 326 | 351 | 10 | 351 | Yes |
| 10 | 415 | 415 | 327 | 405 | 12 | 232 | Yes |
| 11 | 443 | 443 | 379 | 433 | 12 | 282 | Yes |
| 12 | 374 | 374 | 379 | 433 | 12 | 233 | Yes |
| 13 | 373 | 266 | 265 | 365 | 12 | 244 | Yes |
| 14 | 505 | 445 | 445 | 495 | 12 | 218 | Yes |
| 2 | 365 | 340 | 322 | 355 | 10 | 355 | Yes |
| 3 | 412 | 412 | 228 | 402 | 10 | 402 | Yes |
| 4 | 409 | 377 | 289 | 399 | 10 | 399 | Yes |
| 6 | 441 | 431 | 323 | 431 | 10 | 330 | Yes |
| 7A | 513 | 503 | 235 | 503 | 10 | 300 | Yes |
| 8 | 490 | 482 | 352 | 472 | 10 | 374 | Yes |
| 9 | 460 | 450 | 400 | 445 | 10 | 410 | Yes |

Are ground water levels monitored? Yes, Quarterly

Does this system have a wellhead protection program? Yes

Water Purchases From Other Systems

| Seller | PWSID | Average Daily Purchased (MGD) | Days Used | MGD | Contract | | Required to comply with water use restrictions? | Pipe Size(s) (Inches) | Use Type |
|---------------|-----------|-------------------------------|-----------|-------|------------|-----------|---|-----------------------|-----------|
| | | | | | Expiration | Recurring | | | |
| Harrellsville | 04-46-040 | 0.000 | 0 | 0.000 | 2016 | Yes | Yes | 6 | Emergency |
| Roxobel | 04-08-050 | 0.002 | 365 | 0.000 | 2015 | Yes | Yes | 6 | Regular |
| Windsor | 04-08-010 | 0.000 | 0 | | | Yes | Yes | | Emergency |

4. Wastewater Information

Monthly Discharges

| | Average Daily Discharge (MGD) | | Average Daily Discharge (MGD) | | Average Daily Discharge (MGD) |
|-----|-------------------------------|-----|-------------------------------|-----|-------------------------------|
| Jan | 0.000 | May | 0.000 | Sep | 0.000 |
| Feb | 0.000 | Jun | 0.000 | Oct | 0.000 |
| Mar | 0.000 | Jul | 0.000 | Nov | 0.000 |
| Apr | 0.000 | Aug | 0.000 | Dec | 0.000 |



How many sewer connections does this system have? 0

How many water service connections with septic systems does this system have? 5,733

Are there plans to build or expand wastewater treatment facilities in the next 10 years? No

5. Planning

Projections

| | 2012 | 2020 | 2030 | 2040 | 2050 | 2060 |
|-----------------------|--------|--------|--------|--------|--------|--------|
| Year-Round Population | 10,805 | 10,350 | 10,215 | 10,250 | 10,300 | 10,990 |
| Seasonal Population | 0 | 0 | 0 | 0 | 0 | 0 |
| Residential | 0.960 | 1.075 | 1.100 | 1.100 | 1.100 | 1.080 |
| Commercial | 0.022 | 0.026 | 0.027 | 0.030 | 0.030 | 0.032 |
| Industrial | 0.000 | 0.000 | 0.000 | 0.000 | 0.000 | 0.000 |
| Institutional | 0.009 | 0.100 | 0.100 | 0.100 | 0.100 | 0.100 |

| | | | | | | |
|-----------------|-------|-------|-------|-------|-------|-------|
| Institutional | 0.090 | 0.090 | 0.090 | 0.090 | 0.090 | 0.090 |
| System Process | 0.001 | 0.001 | 0.001 | 0.001 | 0.001 | 0.001 |
| Unaccounted-for | 0.570 | 0.100 | 0.100 | 0.115 | 0.120 | 0.125 |

Demand v/s Percent of Supply

| | 2012 | 2020 | 2030 | 2040 | 2050 | 2060 |
|------------------------------|-------|-------|-------|-------|-------|-------|
| Surface Water Supply | 0.000 | 0.000 | 0.000 | 0.000 | 0.000 | 0.000 |
| Ground Water Supply | 3.266 | 3.014 | 3.014 | 3.014 | 3.014 | 3.014 |
| Purchases | 0.002 | 0.002 | 0.002 | 0.002 | 0.002 | 0.002 |
| Future Supplies | | 0.000 | 0.000 | 0.000 | 0.000 | 0.000 |
| Total Available Supply (MGD) | 3.268 | 3.016 | 3.016 | 3.016 | 3.016 | 3.016 |
| Service Area Demand | 1.286 | 0.822 | 0.828 | 0.850 | 0.861 | 0.872 |
| Sales | 0.047 | 0.047 | 0.047 | 0.047 | 0.047 | 0.047 |
| Future Sales | | 0.000 | 0.000 | 0.000 | 0.000 | 0.000 |
| Total Demand (MGD) | 1.333 | 0.869 | 0.875 | 0.897 | 0.908 | 0.919 |
| Demand as Percent of Supply | 41% | 29% | 29% | 30% | 30% | 30% |



The purpose of the above chart is to show a general indication of how the long-term per capita water demand changes over time. The per capita water demand may actually be different than indicated due to seasonal populations and the accuracy of data submitted. Water systems that have calculated long-term per capita water demand based on a methodology that produces different results may submit their information in the notes field.

Your long-term water demand is 37 gallons per capita per day. What demand management practices do you plan to implement to reduce the per capita water demand (i.e. conduct regular water audits, implement a plumbing retrofit program, employ practices such as rainwater harvesting or reclaimed water)? If these practices are covered elsewhere in your plan, indicate where the practices are discussed here.

Are there other demand management practices you will implement to reduce your future supply needs? N/A

What supplies other than the ones listed in future supplies are being considered to meet your future supply needs? N/A

How does the water system intend to implement the demand management and supply planning components above? N/A

Additional Information

Has this system participated in regional water supply or water use planning? No

What major water supply reports or studies were used for planning? Preliminary Engineering Report for Water System Improvement

Please describe any other needs or issues regarding your water supply sources, any water system deficiencies or needed improvements (storage, treatment, etc.) or your ability to meet present and future water needs. Include both quantity and quality considerations, as well as financial, technical, managerial, permitting, and compliance issues: If Bertie County Water District II decide to move forward with the Water System Improvement Plan to serve Bal Gra Harbour. All expenses will be paid by Bal Gra Harbour.

The Division of Water Resources (DWR) provides the data contained within this Local Water Supply Plan (LWSP) as a courtesy and service to our customers. DWR staff does not field verify data. Neither DWR, nor any other party involved in the preparation of this LWSP attests that the data is completely free of errors and omissions. Furthermore, data users are cautioned that LWSPs labeled **PROVISIONAL** have yet to be reviewed by DWR staff. Subsequent review may result in significant revision. Questions regarding the accuracy or limitations of usage of this data should be directed to the water system and/or DWR.

| | | | | | |
|----|-------|-----|-------|-------|---------|
| 12 | 0.244 | 305 | 0.485 | 0.288 | Regular |
| 13 | 0.105 | 256 | 0.303 | 0.252 | Regular |
| 14 | 0.085 | 279 | 0.435 | 0.288 | Regular |

Ground Water Sources (continued)

| Name or Number | Well Depth (Feet) | Casing Depth (Feet) | Screen Depth (Feet) | | Well Diameter (Inches) | Pump Intake Depth (Feet) | Metered? |
|----------------|-------------------|---------------------|---------------------|--------|------------------------|--------------------------|----------|
| | | | Top | Bottom | | | |
| 01 | 365 | 340 | 326 | 351 | 10 | 351 | Yes |
| 02 | 365 | 340 | 322 | 355 | 10 | 355 | Yes |
| 03 | 412 | 412 | 228 | 402 | 10 | 402 | Yes |
| 04 | 409 | 377 | 289 | 399 | 10 | 399 | Yes |
| 06 | 441 | 431 | 323 | 431 | 10 | 330 | Yes |
| 07A | 513 | 503 | 235 | 503 | 10 | 300 | Yes |
| 08 | 490 | 482 | 352 | 472 | 10 | 374 | Yes |
| 09 | 460 | 450 | 400 | 445 | 10 | 410 | Yes |
| 10 | 415 | 415 | 327 | 405 | 12 | 232 | Yes |
| 11 | 443 | 443 | 379 | 433 | 12 | 282 | Yes |
| 12 | 374 | 374 | 379 | 433 | 12 | 233 | Yes |
| 13 | 373 | 266 | 265 | 365 | 12 | 244 | Yes |
| 14 | 505 | 445 | 445 | 495 | 12 | 218 | Yes |

Are ground water levels monitored? Yes, Quarterly

Does this system have a wellhead protection program? Yes

Water Purchases From Other Systems

| Seller | PWSID | Average Daily Purchased (MGD) | Days Used | Contract | | | Required to comply with water use restrictions? | Pipe Size(s) (Inches) | Use Type |
|---------------|-----------|-------------------------------|-----------|----------|------------|-----------|---|-----------------------|-----------|
| | | | | MGD | Expiration | Recurring | | | |
| Harrellsville | 04-46-040 | 0.000 | 0 | 0.000 | 2016 | Yes | Yes | 6 | Emergency |
| Roxobel | 04-08-050 | 0.002 | 366 | 0.000 | 2015 | Yes | Yes | 6 | Regular |
| Windsor | 04-08-010 | 0.000 | 0 | | | Yes | Yes | | Emergency |

4. Wastewater Information

Monthly Discharges

| | Average Daily Discharge (MGD) | | Average Daily Discharge (MGD) | | Average Daily Discharge (MGD) |
|-----|-------------------------------|-----|-------------------------------|-----|-------------------------------|
| Jan | 0.000 | May | 0.000 | Sep | 0.000 |
| Feb | 0.000 | Jun | 0.000 | Oct | 0.000 |
| Mar | 0.000 | Jul | 0.000 | Nov | 0.000 |
| Apr | 0.000 | Aug | 0.000 | Dec | 0.000 |



How many sewer connections does this system have? 0

How many water service connections with septic systems does this system have? 5,733

Are there plans to build or expand wastewater treatment facilities in the next 10 years? No

5. Planning

Projections

| | 2012 | 2020 | 2030 | 2040 | 2050 | 2060 |
|-----------------------|--------|--------|--------|--------|--------|--------|
| Year-Round Population | 11,250 | 11,362 | 11,476 | 11,706 | 11,823 | 11,942 |
| Seasonal Population | 0 | 0 | 0 | 0 | 0 | 0 |
| Residential | 0.413 | 0.417 | 0.421 | 0.426 | 0.430 | 0.434 |
| Commercial | 0.011 | 0.011 | 0.011 | 0.011 | 0.011 | 0.011 |
| Industrial | 0.201 | 0.203 | 0.205 | 0.207 | 0.209 | 0.211 |

Bertie County Consumption Analysis Report Monthly Averages For 01/01/2013 Thru 12/31/2013

Services WA-Water

| Usage Block | Users | % of Users | Usage | % of Usage | Average Usage |
|------------------------|--------------|----------------|-------------------|----------------|---------------|
| 0-1,000 | 1,284.08 | 29.37% | 687,583 | 0.93% | 535 |
| 2,000-3,000 | 1,515.33 | 34.65% | 3,727,667 | 5.03% | 2,460 |
| 4,000-5,000 | 885.58 | 20.25% | 3,905,250 | 5.27% | 4,410 |
| 6,000-7,000 | 362.92 | 8.30% | 2,317,583 | 3.13% | 6,386 |
| 8,000-9,000 | 143.58 | 3.28% | 1,208,167 | 1.63% | 8,414 |
| 10,000-11,000 | 65.50 | 1.50% | 682,250 | 0.92% | 10,416 |
| 12,000-13,000 | 33.75 | 0.77% | 419,083 | 0.57% | 12,417 |
| 14,000-15,000 | 19.75 | 0.45% | 284,417 | 0.38% | 14,401 |
| 16,000-20,000 | 24.33 | 0.56% | 430,917 | 0.58% | 17,709 |
| 21,000-25,000 | 8.92 | 0.20% | 204,250 | 0.28% | 22,907 |
| 26,000-30,000 | 5.58 | 0.13% | 155,667 | 0.21% | 27,881 |
| 31,000-35,000 | 3.17 | 0.07% | 104,333 | 0.14% | 32,947 |
| 36,000-40,000 | 3.08 | 0.07% | 117,250 | 0.16% | 38,027 |
| 41,000-45,000 | 2.33 | 0.05% | 98,917 | 0.13% | 42,393 |
| 46,000-50,000 | 1.25 | 0.03% | 58,833 | 0.08% | 47,067 |
| 51,000-60,000 | 2.33 | 0.05% | 127,833 | 0.17% | 54,786 |
| 61,000-70,000 | 1.92 | 0.04% | 127,000 | 0.17% | 66,261 |
| 71,000-80,000 | 0.67 | 0.02% | 49,750 | 0.07% | 74,625 |
| 81,000-90,000 | 1.08 | 0.02% | 91,750 | 0.12% | 84,692 |
| 91,000-100,000 | 0.67 | 0.02% | 63,500 | 0.09% | 95,250 |
| 101,000-200,000 | 1.58 | 0.04% | 203,833 | 0.27% | 128,737 |
| 201,000-300,000 | 0.08 | 0.00% | 23,750 | 0.03% | 285,000 |
| 301,000-400,000 | 0.17 | 0.00% | 53,167 | 0.07% | 319,000 |
| 401,000-500,000 | 0.25 | 0.01% | 122,000 | 0.16% | 488,000 |
| 501,000-600,000 | 0.75 | 0.02% | 407,750 | 0.55% | 543,667 |
| 601,000-700,000 | 0.17 | 0.00% | 106,583 | 0.14% | 639,500 |
| 701,000-800,000 | 0.00 | 0.00% | 0 | 0.00% | 0 |
| 801,000-900,000 | 0.08 | 0.00% | 73,500 | 0.10% | 882,000 |
| 901,000-1,000,000 | 0.00 | 0.00% | 0 | 0.00% | 0 |
| 1,001,000-2,000,000 | 1.25 | 0.03% | 1,904,250 | 2.57% | 1,523,400 |
| 2,001,000-3,000,000 | 0.92 | 0.02% | 2,424,500 | 3.27% | 2,644,909 |
| 3,001,000-4,000,000 | 0.08 | 0.00% | 278,250 | 0.38% | 3,339,000 |
| 4,001,000-5,000,000 | 0.08 | 0.00% | 375,333 | 0.51% | 4,504,000 |
| 5,001,000-6,000,000 | 0.08 | 0.00% | 475,250 | 0.64% | 5,703,000 |
| 6,001,000-7,000,000 | 0.33 | 0.01% | 2,108,667 | 2.84% | 6,326,000 |
| 7,001,000-8,000,000 | 0.00 | 0.00% | 0 | 0.00% | 0 |
| 8,001,000-9,000,000 | 0.00 | 0.00% | 0 | 0.00% | 0 |
| 9,001,000-10,000,000 | 0.00 | 0.00% | 0 | 0.00% | 0 |
| 10,001,000-20,000,000 | 0.00 | 0.00% | 0 | 0.00% | 0 |
| 20,001,000-30,000,000 | 0.00 | 0.00% | 0 | 0.00% | 0 |
| 30,001,000-40,000,000 | 0.00 | 0.00% | 0 | 0.00% | 0 |
| 40,001,000-50,000,000 | 0.50 | 0.01% | 22,725,000 | 30.65% | 45,450,000 |
| 50,001,000-100,000,000 | 0.50 | 0.01% | 28,008,333 | 37.77% | 56,016,667 |
| | 4,373 | 100.00% | 74,152,167 | 100.00% | |

Bertie County Consumption Analysis Report For 01/01/2013 Thru 01/31/2013

| Services WA-Water Usage Block | Users | % of Users | Usage | % of Usage | Average Usage |
|----------------------------------|--------------|----------------|----------------|----------------|---------------|
| 0-1 | 1,293 | 29.77% | 686 | 0.53% | 0.53 |
| 2-3 | 1,515 | 34.88% | 3,757 | 2.90% | 2.48 |
| 4-5 | 907 | 20.88% | 3,981 | 3.08% | 4.39 |
| 6-7 | 350 | 8.06% | 2,236 | 1.73% | 6.39 |
| 8-9 | 116 | 2.67% | 971 | 0.75% | 8.37 |
| 10-11 | 60 | 1.38% | 624 | 0.48% | 10.40 |
| 12-13 | 28 | 0.64% | 344 | 0.27% | 12.29 |
| 14-15 | 22 | 0.51% | 316 | 0.24% | 14.36 |
| 16-20 | 24 | 0.55% | 413 | 0.32% | 17.21 |
| 21-25 | 5 | 0.12% | 116 | 0.09% | 23.20 |
| 26-30 | 7 | 0.16% | 194 | 0.15% | 27.71 |
| 31-35 | 4 | 0.09% | 135 | 0.10% | 33.75 |
| 36-40 | 2 | 0.05% | 76 | 0.06% | 38.00 |
| 41-45 | 1 | 0.02% | 41 | 0.03% | 41.00 |
| 46-50 | 0 | 0.00% | 0 | 0.00% | 0.00 |
| 51-60 | 1 | 0.02% | 54 | 0.04% | 54.00 |
| 61-70 | 1 | 0.02% | 70 | 0.05% | 70.00 |
| 71-80 | 1 | 0.02% | 75 | 0.06% | 75.00 |
| 81-90 | 0 | 0.00% | 0 | 0.00% | 0.00 |
| 91-100 | 0 | 0.00% | 0 | 0.00% | 0.00 |
| 101-200 | 1 | 0.02% | 130 | 0.10% | 130.00 |
| 201-300 | 0 | 0.00% | 0 | 0.00% | 0.00 |
| 301-400 | 0 | 0.00% | 0 | 0.00% | 0.00 |
| 401-500 | 0 | 0.00% | 0 | 0.00% | 0.00 |
| 501-600 | 1 | 0.02% | 553 | 0.43% | 553.00 |
| 601-700 | 0 | 0.00% | 0 | 0.00% | 0.00 |
| 701-800 | 0 | 0.00% | 0 | 0.00% | 0.00 |
| 801-900 | 0 | 0.00% | 0 | 0.00% | 0.00 |
| 901-1000 | 0 | 0.00% | 0 | 0.00% | 0.00 |
| 1001-2000 | 2 | 0.05% | 3,166 | 2.45% | 1,583.00 |
| 2001-3000 | 0 | 0.00% | 0 | 0.00% | 0.00 |
| 3001-4000 | 0 | 0.00% | 0 | 0.00% | 0.00 |
| 4001-5000 | 0 | 0.00% | 0 | 0.00% | 0.00 |
| 5001-6000 | 0 | 0.00% | 0 | 0.00% | 0.00 |
| 6001-7000 | 1 | 0.02% | 6,682 | 5.16% | 6,682.00 |
| 7001-8000 | 0 | 0.00% | 0 | 0.00% | 0.00 |
| 8001-9000 | 0 | 0.00% | 0 | 0.00% | 0.00 |
| 9001-10000 | 0 | 0.00% | 0 | 0.00% | 0.00 |
| 10001-20000 | 0 | 0.00% | 0 | 0.00% | 0.00 |
| 20001-30000 | 0 | 0.00% | 0 | 0.00% | 0.00 |
| 30001-40000 | 0 | 0.00% | 0 | 0.00% | 0.00 |
| 40001-50000 | 0 | 0.00% | 0 | 0.00% | 0.00 |
| 50001-100000 | 2 | 0.05% | 104,800 | 80.98% | 52,400.00 |
| | 4,344 | 100.00% | 129,420 | 100.00% | |

Bertie County Consumption Analysis Report For 02/01/2013 Thru 02/28/2013

| Services WA-Water Usage Block | Users | % of Users | Usage | % of Usage | Average Usage |
|----------------------------------|--------------|----------------|---------------|----------------|---------------|
| 0-1 | 1,225 | 28.15% | 624 | 0.94% | 0.51 |
| 2-3 | 1,474 | 33.88% | 3,641 | 5.50% | 2.47 |
| 4-5 | 941 | 21.63% | 4,141 | 6.25% | 4.40 |
| 6-7 | 379 | 8.71% | 2,422 | 3.66% | 6.39 |
| 8-9 | 152 | 3.49% | 1,276 | 1.93% | 8.39 |
| 10-11 | 67 | 1.54% | 698 | 1.05% | 10.42 |
| 12-13 | 30 | 0.69% | 376 | 0.57% | 12.53 |
| 14-15 | 17 | 0.39% | 243 | 0.37% | 14.29 |
| 16-20 | 27 | 0.62% | 482 | 0.73% | 17.85 |
| 21-25 | 7 | 0.16% | 163 | 0.25% | 23.29 |
| 26-30 | 5 | 0.11% | 138 | 0.21% | 27.60 |
| 31-35 | 3 | 0.07% | 99 | 0.15% | 33.00 |
| 36-40 | 2 | 0.05% | 74 | 0.11% | 37.00 |
| 41-45 | 1 | 0.02% | 44 | 0.07% | 44.00 |
| 46-50 | 4 | 0.09% | 189 | 0.29% | 47.25 |
| 51-60 | 2 | 0.05% | 103 | 0.16% | 51.50 |
| 61-70 | 3 | 0.07% | 204 | 0.31% | 68.00 |
| 71-80 | 2 | 0.05% | 151 | 0.23% | 75.50 |
| 81-90 | 3 | 0.07% | 254 | 0.38% | 84.67 |
| 91-100 | 2 | 0.05% | 184 | 0.28% | 92.00 |
| 101-200 | 0 | 0.00% | 0 | 0.00% | 0.00 |
| 201-300 | 0 | 0.00% | 0 | 0.00% | 0.00 |
| 301-400 | 0 | 0.00% | 0 | 0.00% | 0.00 |
| 401-500 | 0 | 0.00% | 0 | 0.00% | 0.00 |
| 501-600 | 1 | 0.02% | 518 | 0.78% | 518.00 |
| 601-700 | 0 | 0.00% | 0 | 0.00% | 0.00 |
| 701-800 | 0 | 0.00% | 0 | 0.00% | 0.00 |
| 801-900 | 0 | 0.00% | 0 | 0.00% | 0.00 |
| 901-1000 | 0 | 0.00% | 0 | 0.00% | 0.00 |
| 1001-2000 | 2 | 0.05% | 3,359 | 5.07% | 1,679.50 |
| 2001-3000 | 1 | 0.02% | 2,441 | 3.69% | 2,441.00 |
| 3001-4000 | 0 | 0.00% | 0 | 0.00% | 0.00 |
| 4001-5000 | 0 | 0.00% | 0 | 0.00% | 0.00 |
| 5001-6000 | 0 | 0.00% | 0 | 0.00% | 0.00 |
| 6001-7000 | 0 | 0.00% | 0 | 0.00% | 0.00 |
| 7001-8000 | 0 | 0.00% | 0 | 0.00% | 0.00 |
| 8001-9000 | 0 | 0.00% | 0 | 0.00% | 0.00 |
| 9001-100000 | 0 | 0.00% | 0 | 0.00% | 0.00 |
| 10001-20000 | 0 | 0.00% | 0 | 0 | 0.00 |
| 20001-30000 | 0 | 0.00% | 0 | 0 | 0.00 |
| 30001-40000 | 0 | 0.00% | 0 | 0 | 0.00 |
| 40001-50000 | 1 | 0.02% | 44,400 | 67.05% | 44,400.00 |
| 50001-100000 | 0 | 0.00% | 0 | 0.00% | 0.00 |
| | 4,351 | 100.00% | 66,224 | 100.00% | |

Bertie County Consumption Analysis Report For 03/01/2013 Thru 03/31/2013

| Services WA-Water Usage Block | Users | % of Users | Usage | % of Usage | Average Usage |
|----------------------------------|--------------|----------------|----------------|----------------|---------------|
| 0-1 | 1,453 | 33.33% | 776 | 0.69% | 0.53 |
| 2-3 | 1,621 | 37.19% | 3,944 | 3.51% | 2.43 |
| 4-5 | 809 | 18.56% | 3,554 | 3.17% | 4.39 |
| 6-7 | 272 | 6.24% | 1,745 | 1.55% | 6.42 |
| 8-9 | 91 | 2.09% | 763 | 0.68% | 8.38 |
| 10-11 | 34 | 0.78% | 356 | 0.32% | 10.47 |
| 12-13 | 19 | 0.44% | 237 | 0.21% | 12.47 |
| 14-15 | 12 | 0.28% | 172 | 0.15% | 14.33 |
| 16-20 | 20 | 0.46% | 366 | 0.33% | 18.30 |
| 21-25 | 6 | 0.14% | 136 | 0.12% | 22.67 |
| 26-30 | 2 | 0.05% | 55 | 0.05% | 27.50 |
| 31-35 | 1 | 0.02% | 32 | 0.03% | 32.00 |
| 36-40 | 2 | 0.05% | 74 | 0.07% | 37.00 |
| 41-45 | 2 | 0.05% | 85 | 0.08% | 42.50 |
| 46-50 | 0 | 0.00% | 0 | 0.00% | 0.00 |
| 51-60 | 4 | 0.09% | 214 | 0.19% | 53.50 |
| 61-70 | 2 | 0.05% | 138 | 0.12% | 69.00 |
| 71-80 | 1 | 0.02% | 76 | 0.07% | 76.00 |
| 81-90 | 2 | 0.05% | 166 | 0.15% | 83.00 |
| 91-100 | 0 | 0.00% | 0 | 0.00% | 0.00 |
| 101-200 | 0 | 0.00% | 0 | 0.00% | 0.00 |
| 201-300 | 0 | 0.00% | 0 | 0.00% | 0.00 |
| 301-400 | 0 | 0.00% | 0 | 0.00% | 0.00 |
| 401-500 | 1 | 0.02% | 489 | 0.44% | 489.00 |
| 501-600 | 0 | 0.00% | 0 | 0.00% | 0.00 |
| 601-700 | 1 | 0.02% | 623 | 0.55% | 623.00 |
| 701-800 | 0 | 0.00% | 0 | 0.00% | 0.00 |
| 801-900 | 0 | 0.00% | 0 | 0.00% | 0.00 |
| 901-1000 | 0 | 0.00% | 0 | 0.00% | 0.00 |
| 1001-2000 | 2 | 0.05% | 3,160 | 2.81% | 1,580.00 |
| 2001-3000 | 0 | 0.00% | 0 | 0.00% | 0.00 |
| 3001-4000 | 0 | 0.00% | 0 | 0.00% | 0.00 |
| 4001-5000 | 0 | 0.00% | 0 | 0.00% | 0.00 |
| 5001-6000 | 0 | 0.00% | 0 | 0.00% | 0.00 |
| 6001-7000 | 0 | 0.00% | 0 | 0.00% | 0.00 |
| 7001-8000 | 0 | 0.00% | 0 | 0.00% | 0.00 |
| 8001-9000 | 0 | 0.00% | 0 | 0.00% | 0.00 |
| 9001-100000 | 0 | 0.00% | 0 | 0.00% | 0.00 |
| 10001-20000 | 0 | 0.00% | 0 | 0.00% | 0.00 |
| 20001-30000 | 0 | 0.00% | 0 | 0.00% | 0.00 |
| 30001-40000 | 0 | 0.00% | 0 | 0.00% | 0.00 |
| 40001-50000 | 1 | 0.02% | 40,400 | 35.99% | 40,400.00 |
| 50001-100000 | 1 | 0.02% | 54,700 | 48.73% | 54,700.00 |
| | 4,359 | 100.00% | 112,261 | 100.00% | |

Bertie County Consumption Analysis Report For 04/01/2013 Thru 04/30/2013

| Services WA-Water Usage Block | Users | % of Users | Usage | % of Usage | Average Usage |
|----------------------------------|--------------|----------------|---------------|----------------|---------------|
| 0-1 | 1,413 | 32.46% | 794 | 4.52% | 0.56 |
| 2-3 | 1,622 | 37.26% | 3,968 | 22.57% | 2.45 |
| 4-5 | 857 | 19.69% | 3,774 | 21.46% | 4.40 |
| 6-7 | 278 | 6.39% | 1,762 | 10.02% | 6.34 |
| 8-9 | 86 | 1.98% | 726 | 4.13% | 8.44 |
| 10-11 | 30 | 0.69% | 311 | 1.77% | 10.37 |
| 12-13 | 19 | 0.44% | 233 | 1.33% | 12.26 |
| 14-15 | 12 | 0.28% | 173 | 0.98% | 14.42 |
| 16-20 | 9 | 0.21% | 151 | 0.86% | 16.78 |
| 21-25 | 6 | 0.14% | 136 | 0.77% | 22.67 |
| 26-30 | 3 | 0.07% | 85 | 0.48% | 28.33 |
| 31-35 | 4 | 0.09% | 129 | 0.73% | 32.25 |
| 36-40 | 3 | 0.07% | 116 | 0.66% | 38.67 |
| 41-45 | 1 | 0.02% | 42 | 0.24% | 42.00 |
| 46-50 | 1 | 0.02% | 47 | 0.27% | 47.00 |
| 51-60 | 0 | 0.00% | 0 | 0.00% | 0.00 |
| 61-70 | 2 | 0.05% | 132 | 0.75% | 66.00 |
| 71-80 | 0 | 0.00% | 0 | 0.00% | 0.00 |
| 81-90 | 1 | 0.02% | 81 | 0.46% | 81.00 |
| 91-100 | 2 | 0.05% | 194 | 1.10% | 97.00 |
| 101-200 | 0 | 0.00% | 0 | 0.00% | 0.00 |
| 201-300 | 0 | 0.00% | 0 | 0.00% | 0.00 |
| 301-400 | 0 | 0.00% | 0 | 0.00% | 0.00 |
| 401-500 | 0 | 0.00% | 0 | 0.00% | 0.00 |
| 501-600 | 1 | 0.02% | 525 | 2.99% | 525.00 |
| 601-700 | 0 | 0.00% | 0 | 0.00% | 0.00 |
| 701-800 | 0 | 0.00% | 0 | 0.00% | 0.00 |
| 801-900 | 1 | 0.02% | 882 | 5.02% | 882.00 |
| 901-1000 | 0 | 0.00% | 0 | 0.00% | 0.00 |
| 1001-2000 | 1 | 0.02% | 1,193 | 6.78% | 1,193.00 |
| 2001-3000 | 1 | 0.02% | 2,129 | 12.11% | 2,129.00 |
| 3001-4000 | 0 | 0.00% | 0 | 0.00% | 0.00 |
| 4001-5000 | 0 | 0.00% | 0 | 0.00% | 0.00 |
| 5001-6000 | 0 | 0.00% | 0 | 0.00% | 0.00 |
| 6001-7000 | 0 | 0.00% | 0 | 0.00% | 0.00 |
| 7001-8000 | 0 | 0.00% | 0 | 0.00% | 0.00 |
| 8001-9000 | 0 | 0.00% | 0 | 0.00% | 0.00 |
| 9001-100000 | 0 | 0.00% | 0 | 0.00% | 0.00 |
| 10001-20000 | 0 | 0.00% | 0 | 0.00% | 0.00 |
| 20001-30000 | 0 | 0.00% | 0 | 0.00% | 0.00 |
| 30001-40000 | 0 | 0.00% | 0 | 0.00% | 0.00 |
| 40001-50000 | 0 | 0.00% | 0 | 0.00% | 0.00 |
| 50001-100000 | 0 | 0.00% | 0 | 0.00% | 0.00 |
| | 4,353 | 100.00% | 17,583 | 100.00% | |

Bertie County Consumption Analysis Report For 05/01/2013 Thru 05/31/2013

| Services WA-Water Usage Block | Users | % of Users | Usage | % of Usage | Average Usage |
|----------------------------------|--------------|----------------|---------------|----------------|---------------|
| 0-1 | 928 | 21.32% | 447 | 0.63% | 0.48 |
| 2-3 | 1,294 | 29.73% | 3,223 | 4.56% | 2.49 |
| 4-5 | 983 | 22.59% | 4,347 | 6.15% | 4.42 |
| 6-7 | 578 | 13.28% | 3,705 | 5.24% | 6.41 |
| 8-9 | 275 | 6.32% | 2,318 | 3.28% | 8.43 |
| 10-11 | 115 | 2.64% | 1,192 | 1.69% | 10.37 |
| 12-13 | 56 | 1.29% | 695 | 0.98% | 12.41 |
| 14-15 | 32 | 0.74% | 462 | 0.65% | 14.44 |
| 16-20 | 36 | 0.83% | 628 | 0.89% | 17.44 |
| 21-25 | 16 | 0.37% | 368 | 0.52% | 23.00 |
| 26-30 | 9 | 0.21% | 250 | 0.35% | 27.78 |
| 31-35 | 6 | 0.14% | 201 | 0.28% | 33.50 |
| 36-40 | 3 | 0.07% | 113 | 0.16% | 37.67 |
| 41-45 | 3 | 0.07% | 127 | 0.18% | 42.33 |
| 46-50 | 2 | 0.05% | 93 | 0.13% | 46.50 |
| 51-60 | 4 | 0.09% | 225 | 0.32% | 56.25 |
| 61-70 | 2 | 0.05% | 136 | 0.19% | 68.00 |
| 71-80 | 0 | 0.00% | 0 | 0.00% | 0.00 |
| 81-90 | 1 | 0.02% | 81 | 0.11% | 81.00 |
| 91-100 | 1 | 0.02% | 98 | 0.14% | 98.00 |
| 101-200 | 3 | 0.07% | 358 | 0.51% | 119.33 |
| 201-300 | 0 | 0.00% | 0 | 0.00% | 0.00 |
| 301-400 | 0 | 0.00% | 0 | 0.00% | 0.00 |
| 401-500 | 0 | 0.00% | 0 | 0.00% | 0.00 |
| 501-600 | 1 | 0.02% | 560 | 0.79% | 560.00 |
| 601-700 | 1 | 0.02% | 656 | 0.93% | 656.00 |
| 701-800 | 0 | 0.00% | 0 | 0.00% | 0.00 |
| 801-900 | 0 | 0.00% | 0 | 0.00% | 0.00 |
| 901-1000 | 0 | 0.00% | 0 | 0.00% | 0.00 |
| 1001-2000 | 1 | 0.02% | 1,649 | 2.33% | 1,649.00 |
| 2001-3000 | 1 | 0.02% | 2,447 | 3.46% | 2,447.00 |
| 3001-4000 | 0 | 0.00% | 0 | 0.00% | 0.00 |
| 4001-5000 | 0 | 0.00% | 0 | 0.00% | 0.00 |
| 5001-6000 | 0 | 0.00% | 0 | 0.00% | 0.00 |
| 6001-7000 | 0 | 0.00% | 0 | 0.00% | 0.00 |
| 7001-8000 | 0 | 0.00% | 0 | 0.00% | 0.00 |
| 8001-9000 | 0 | 0.00% | 0 | 0.00% | 0.00 |
| 9001-100000 | 0 | 0.00% | 0 | 0.00% | 0.00 |
| 10001-20000 | 0 | 0.00% | 0 | 0.00% | 0.00 |
| 20001-30000 | 0 | 0.00% | 0 | 0.00% | 0.00 |
| 30001-40000 | 0 | 0.00% | 0 | 0.00% | 0.00 |
| 40001-50000 | 1 | 0.02% | 46,300 | 65.51% | 46,300.00 |
| 50001-100000 | 0 | 0.00% | 0 | 0.00% | 0.00 |
| | 4,352 | 100.00% | 70,679 | 100.00% | |

Bertie County Consumption Analysis Report For 06/01/2013 Thru 06/30/2013

| Services WA-Water Usage Block | Users | % of Users | Usage | % of Usage | Average Usage |
|----------------------------------|--------------|----------------|---------------|----------------|---------------|
| 0-1 | 924 | 26.83% | 473 | 0.54% | 0.51 |
| 2-3 | 1,143 | 33.19% | 2,811 | 3.23% | 2.46 |
| 4-5 | 721 | 20.93% | 3,203 | 3.68% | 4.44 |
| 6-7 | 350 | 10.16% | 2,242 | 2.58% | 6.41 |
| 8-9 | 134 | 3.89% | 1,139 | 1.31% | 8.50 |
| 10-11 | 61 | 1.77% | 636 | 0.73% | 10.43 |
| 12-13 | 24 | 0.70% | 297 | 0.34% | 12.38 |
| 14-15 | 25 | 0.73% | 362 | 0.42% | 14.48 |
| 16-20 | 26 | 0.75% | 469 | 0.54% | 18.04 |
| 21-25 | 12 | 0.35% | 268 | 0.31% | 22.33 |
| 26-30 | 6 | 0.17% | 161 | 0.19% | 26.83 |
| 31-35 | 1 | 0.03% | 33 | 0.04% | 33.00 |
| 36-40 | 1 | 0.03% | 40 | 0.05% | 40.00 |
| 41-45 | 3 | 0.09% | 129 | 0.15% | 43.00 |
| 46-50 | 1 | 0.03% | 46 | 0.05% | 46.00 |
| 51-60 | 2 | 0.06% | 116 | 0.13% | 58.00 |
| 61-70 | 0 | 0.00% | 0 | 0.00% | 0.00 |
| 71-80 | 0 | 0.00% | 0 | 0.00% | 0.00 |
| 81-90 | 1 | 0.03% | 84 | 0.10% | 84.00 |
| 91-100 | 1 | 0.03% | 100 | 0.11% | 100.00 |
| 101-200 | 3 | 0.09% | 396 | 0.46% | 132.00 |
| 201-300 | 0 | 0.00% | 0 | 0.00% | 0.00 |
| 301-400 | 0 | 0.00% | 0 | 0.00% | 0.00 |
| 401-500 | 0 | 0.00% | 0 | 0.00% | 0.00 |
| 501-600 | 1 | 0.03% | 535 | 0.61% | 535.00 |
| 601-700 | 0 | 0.00% | 0 | 0.00% | 0.00 |
| 701-800 | 0 | 0.00% | 0 | 0.00% | 0.00 |
| 801-900 | 0 | 0.00% | 0 | 0.00% | 0.00 |
| 901-1000 | 0 | 0.00% | 0 | 0.00% | 0.00 |
| 1001-2000 | 1 | 0.03% | 1,490 | 1.71% | 1,490.00 |
| 2001-3000 | 2 | 0.06% | 5,296 | 6.09% | 2,648.00 |
| 3001-4000 | 0 | 0.00% | 0 | 0.00% | 0.00 |
| 4001-5000 | 0 | 0.00% | 0 | 0.00% | 0.00 |
| 5001-6000 | 0 | 0.00% | 0 | 0.00% | 0.00 |
| 6001-7000 | 0 | 0.00% | 0 | 0.00% | 0.00 |
| 7001-8000 | 0 | 0.00% | 0 | 0.00% | 0.00 |
| 8001-9000 | 0 | 0.00% | 0 | 0.00% | 0.00 |
| 9001-100000 | 0 | 0.00% | 0 | 0.00% | 0.00 |
| 10001-20000 | 0 | 0.00% | 0 | 0.00% | 0.00 |
| 20001-30000 | 0 | 0.00% | 0 | 0.00% | 0.00 |
| 30001-40000 | 0 | 0.00% | 0 | 0.00% | 0.00 |
| 40001-50000 | 0 | 0.00% | 0 | 0.00% | 0.00 |
| 50001-100000 | 1 | 0.03% | 66,700 | 76.64% | 66,700.00 |
| | 3,444 | 100.00% | 87,026 | 100.00% | |

Bertie County Consumption Analysis Report For 07/01/2013 Thru 07/31/2013

| Services WA-Water Usage Block | Users | % of Users | Usage | % of Usage | Average Usage |
|----------------------------------|--------------|----------------|---------------|----------------|---------------|
| 0-1 | 1,376 | 26.31% | 763 | 0.88% | 0.55 |
| 2-3 | 1,742 | 33.31% | 4,334 | 5.01% | 2.49 |
| 4-5 | 1,140 | 21.80% | 5,055 | 5.85% | 4.43 |
| 6-7 | 463 | 8.85% | 2,957 | 3.42% | 6.39 |
| 8-9 | 222 | 4.24% | 1,872 | 2.17% | 8.43 |
| 10-11 | 107 | 2.05% | 1,121 | 1.30% | 10.48 |
| 12-13 | 56 | 1.07% | 697 | 0.81% | 12.45 |
| 14-15 | 34 | 0.65% | 495 | 0.57% | 14.56 |
| 16-20 | 46 | 0.88% | 821 | 0.95% | 17.85 |
| 21-25 | 14 | 0.27% | 323 | 0.37% | 23.07 |
| 26-30 | 7 | 0.13% | 193 | 0.22% | 27.57 |
| 31-35 | 3 | 0.06% | 102 | 0.12% | 34.00 |
| 36-40 | 4 | 0.08% | 149 | 0.17% | 37.25 |
| 41-45 | 3 | 0.06% | 125 | 0.14% | 41.67 |
| 46-50 | 0 | 0.00% | 0 | 0.00% | 0.00 |
| 51-60 | 1 | 0.02% | 52 | 0.06% | 52.00 |
| 61-70 | 2 | 0.04% | 129 | 0.15% | 64.50 |
| 71-80 | 0 | 0.00% | 0 | 0.00% | 0.00 |
| 81-90 | 2 | 0.04% | 173 | 0.20% | 86.50 |
| 91-100 | 0 | 0.00% | 0 | 0.00% | 0.00 |
| 101-200 | 2 | 0.04% | 209 | 0.24% | 104.50 |
| 201-300 | 0 | 0.00% | 0 | 0.00% | 0.00 |
| 301-400 | 0 | 0.00% | 0 | 0.00% | 0.00 |
| 401-500 | 1 | 0.02% | 488 | 0.56% | 488.00 |
| 501-600 | 1 | 0.02% | 556 | 0.64% | 556.00 |
| 601-700 | 0 | 0.00% | 0 | 0.00% | 0.00 |
| 701-800 | 0 | 0.00% | 0 | 0.00% | 0.00 |
| 801-900 | 0 | 0.00% | 0 | 0.00% | 0.00 |
| 901-1000 | 0 | 0.00% | 0 | 0.00% | 0.00 |
| 1001-2000 | 1 | 0.02% | 1,470 | 1.70% | 1,470.00 |
| 2001-3000 | 1 | 0.02% | 2,972 | 3.44% | 2,972.00 |
| 3001-4000 | 0 | 0.00% | 0 | 0.00% | 0.00 |
| 4001-5000 | 0 | 0.00% | 0 | 0.00% | 0.00 |
| 5001-6000 | 0 | 0.00% | 0 | 0.00% | 0.00 |
| 6001-7000 | 1 | 0.02% | 6,301 | 7.29% | 6,301.00 |
| 7001-8000 | 0 | 0.00% | 0 | 0.00% | 0.00 |
| 8001-9000 | 0 | 0.00% | 0 | 0.00% | 0.00 |
| 9001-100000 | 0 | 0.00% | 0 | 0.00% | 0.00 |
| 10001-20000 | 0 | 0.00% | 0 | 0.00% | 0.00 |
| 20001-30000 | 0 | 0.00% | 0 | 0.00% | 0.00 |
| 30001-40000 | 0 | 0.00% | 0 | 0.00% | 0.00 |
| 40001-50000 | 0 | 0.00% | 0 | 0.00% | 0.00 |
| 50001-100000 | 1 | 0.02% | 55,100 | 63.73% | 55,100.00 |
| | 5,230 | 100.00% | 86,457 | 100.00% | |

Bertie County Consumption Analysis Report For 08/01/2013 Thru 08/31/2013

| Services WA-Water Usage Block | Users | % of Users | Usage | % of Usage | Average Usage |
|----------------------------------|--------------|----------------|---------------|----------------|---------------|
| 0-1 | 1,372 | 31.43% | 752 | 3.47% | 0.55 |
| 2-3 | 1,592 | 36.47% | 3,909 | 18.05% | 2.46 |
| 4-5 | 817 | 18.72% | 3,608 | 16.66% | 4.42 |
| 6-7 | 288 | 6.60% | 1,830 | 8.45% | 6.35 |
| 8-9 | 124 | 2.84% | 1,048 | 4.84% | 8.45 |
| 10-11 | 54 | 1.24% | 560 | 2.59% | 10.37 |
| 12-13 | 41 | 0.94% | 508 | 2.35% | 12.39 |
| 14-15 | 17 | 0.39% | 242 | 1.12% | 14.24 |
| 16-20 | 25 | 0.57% | 445 | 2.05% | 17.80 |
| 21-25 | 11 | 0.25% | 246 | 1.14% | 22.36 |
| 26-30 | 4 | 0.09% | 116 | 0.54% | 29.00 |
| 31-35 | 3 | 0.07% | 98 | 0.45% | 32.67 |
| 36-40 | 5 | 0.11% | 189 | 0.87% | 37.80 |
| 41-45 | 0 | 0.00% | 0 | 0.00% | 0.00 |
| 46-50 | 2 | 0.05% | 94 | 0.43% | 47.00 |
| 51-60 | 2 | 0.05% | 111 | 0.51% | 55.50 |
| 61-70 | 2 | 0.05% | 130 | 0.60% | 65.00 |
| 71-80 | 0 | 0.00% | 0 | 0.00% | 0.00 |
| 81-90 | 1 | 0.02% | 89 | 0.41% | 89.00 |
| 91-100 | 0 | 0.00% | 0 | 0.00% | 0.00 |
| 101-200 | 2 | 0.05% | 237 | 1.09% | 118.50 |
| 201-300 | 0 | 0.00% | 0 | 0.00% | 0.00 |
| 301-400 | 0 | 0.00% | 0 | 0.00% | 0.00 |
| 401-500 | 0 | 0.00% | 0 | 0.00% | 0.00 |
| 501-600 | 0 | 0.00% | 0 | 0.00% | 0.00 |
| 601-700 | 0 | 0.00% | 0 | 0.00% | 0.00 |
| 701-800 | 0 | 0.00% | 0 | 0.00% | 0.00 |
| 801-900 | 0 | 0.00% | 0 | 0.00% | 0.00 |
| 901-1000 | 0 | 0.00% | 0 | 0.00% | 0.00 |
| 1001-2000 | 1 | 0.02% | 1,293 | 5.97% | 1,293.00 |
| 2001-3000 | 1 | 0.02% | 2,817 | 13.00% | 2,817.00 |
| 3001-4000 | 1 | 0.02% | 3,339 | 15.41% | 3,339.00 |
| 4001-5000 | 0 | 0.00% | 0 | 0.00% | 0.00 |
| 5001-6000 | 0 | 0.00% | 0 | 0.00% | 0.00 |
| 6001-7000 | 0 | 0.00% | 0 | 0.00% | 0.00 |
| 7001-8000 | 0 | 0.00% | 0 | 0.00% | 0.00 |
| 8001-9000 | 0 | 0.00% | 0 | 0.00% | 0.00 |
| 9001-100000 | 0 | 0.00% | 0 | 0.00% | 0.00 |
| 10001-20000 | 0 | 0.00% | 0 | 0.00% | 0.00 |
| 20001-30000 | 0 | 0.00% | 0 | 0.00% | 0.00 |
| 30001-40000 | 0 | 0.00% | 0 | 0.00% | 0.00 |
| 40001-50000 | 0 | 0.00% | 0 | 0.00% | 0.00 |
| 50001-100000 | 0 | 0.00% | 0 | 0.00% | 0.00 |
| | 4,365 | 100.00% | 21,661 | 100.00% | |

Bertie County Consumption Analysis Report For 09/01/2013 Thru 09/30/2013

| Services WA-Water Usage Block | Users | % of Users | Usage | % of Usage | Average Usage |
|----------------------------------|--------------|----------------|----------------|----------------|---------------|
| 0-1 | 1,115 | 25.54% | 587 | 0.47% | 0.53 |
| 2-3 | 1,436 | 32.90% | 3,571 | 2.86% | 2.49 |
| 4-5 | 951 | 21.79% | 4,203 | 3.37% | 4.42 |
| 6-7 | 466 | 10.68% | 2,971 | 2.38% | 6.38 |
| 8-9 | 154 | 3.53% | 1,288 | 1.03% | 8.36 |
| 10-11 | 85 | 1.95% | 888 | 0.71% | 10.45 |
| 12-13 | 55 | 1.26% | 684 | 0.55% | 12.44 |
| 14-15 | 25 | 0.57% | 359 | 0.29% | 14.36 |
| 16-20 | 30 | 0.69% | 529 | 0.42% | 17.63 |
| 21-25 | 11 | 0.25% | 257 | 0.21% | 23.36 |
| 26-30 | 9 | 0.21% | 250 | 0.20% | 27.78 |
| 31-35 | 2 | 0.05% | 65 | 0.05% | 32.50 |
| 36-40 | 4 | 0.09% | 157 | 0.13% | 39.25 |
| 41-45 | 3 | 0.07% | 127 | 0.10% | 42.33 |
| 46-50 | 1 | 0.02% | 47 | 0.04% | 47.00 |
| 51-60 | 5 | 0.11% | 270 | 0.22% | 54.00 |
| 61-70 | 2 | 0.05% | 133 | 0.11% | 66.50 |
| 71-80 | 1 | 0.02% | 71 | 0.06% | 71.00 |
| 81-90 | 0 | 0.00% | 0 | 0.00% | 0.00 |
| 91-100 | 1 | 0.02% | 95 | 0.08% | 95.00 |
| 101-200 | 3 | 0.07% | 428 | 0.34% | 142.67 |
| 201-300 | 0 | 0.00% | 0 | 0.00% | 0.00 |
| 301-400 | 0 | 0.00% | 0 | 0.00% | 0.00 |
| 401-500 | 0 | 0.00% | 0 | 0.00% | 0.00 |
| 501-600 | 1 | 0.02% | 543 | 0.43% | 543.00 |
| 601-700 | 0 | 0.00% | 0 | 0.00% | 0.00 |
| 701-800 | 0 | 0.00% | 0 | 0.00% | 0.00 |
| 801-900 | 0 | 0.00% | 0 | 0.00% | 0.00 |
| 901-1000 | 0 | 0.00% | 0 | 0.00% | 0.00 |
| 1001-2000 | 1 | 0.02% | 1,705 | 1.37% | 1,705.00 |
| 2001-3000 | 1 | 0.02% | 2,938 | 2.35% | 2,938.00 |
| 3001-4000 | 0 | 0.00% | 0 | 0.00% | 0.00 |
| 4001-5000 | 0 | 0.00% | 0 | 0.00% | 0.00 |
| 5001-6000 | 1 | 0.02% | 5,703 | 4.57% | 5,703.00 |
| 6001-7000 | 0 | 0.00% | 0 | 0.00% | 0.00 |
| 7001-8000 | 0 | 0.00% | 0 | 0.00% | 0.00 |
| 8001-9000 | 0 | 0.00% | 0 | 0.00% | 0.00 |
| 9001-100000 | 0 | 0.00% | 0 | 0.00% | 0.00 |
| 10001-20000 | 0 | 0.00% | 0 | 0.00% | 0.00 |
| 20001-30000 | 0 | 0.00% | 0 | 0.00% | 0.00 |
| 30001-40000 | 0 | 0.00% | 0 | 0.00% | 0.00 |
| 40001-50000 | 2 | 0.05% | 97,000 | 77.68% | 48,500.00 |
| 50001-100000 | 0 | 0.00% | 0 | 0.00% | 0.00 |
| | 4,365 | 100.00% | 124,869 | 100.00% | |

Bertie County Consumption Analysis Report For 10/01/2013 Thru 10/31/2013

| Services WA-Water Usage Block | Users | % of Users | Usage | % of Usage | Average Usage |
|----------------------------------|--------------|----------------|---------------|----------------|---------------|
| 0-1 | 1,582 | 36.29% | 916 | 1.21% | 0.58 |
| 2-3 | 1,615 | 37.05% | 3,902 | 5.14% | 2.42 |
| 4-5 | 742 | 17.02% | 3,246 | 4.27% | 4.37 |
| 6-7 | 224 | 5.14% | 1,426 | 1.88% | 6.37 |
| 8-9 | 83 | 1.90% | 698 | 0.92% | 8.41 |
| 10-11 | 34 | 0.78% | 353 | 0.46% | 10.38 |
| 12-13 | 18 | 0.41% | 221 | 0.29% | 12.28 |
| 14-15 | 11 | 0.25% | 157 | 0.21% | 14.27 |
| 16-20 | 16 | 0.37% | 287 | 0.38% | 17.94 |
| 21-25 | 7 | 0.16% | 164 | 0.22% | 23.43 |
| 26-30 | 6 | 0.14% | 166 | 0.22% | 27.67 |
| 31-35 | 5 | 0.11% | 167 | 0.22% | 33.40 |
| 36-40 | 1 | 0.02% | 39 | 0.05% | 39.00 |
| 41-45 | 1 | 0.02% | 41 | 0.05% | 41.00 |
| 46-50 | 1 | 0.02% | 48 | 0.06% | 48.00 |
| 51-60 | 0 | 0.00% | 0 | 0.00% | 0.00 |
| 61-70 | 5 | 0.11% | 323 | 0.43% | 64.60 |
| 71-80 | 1 | 0.02% | 78 | 0.10% | 78.00 |
| 81-90 | 1 | 0.02% | 90 | 0.12% | 90.00 |
| 91-100 | 0 | 0.00% | 0 | 0.00% | 0.00 |
| 101-200 | 1 | 0.02% | 136 | 0.18% | 136.00 |
| 201-300 | 0 | 0.00% | 0 | 0.00% | 0.00 |
| 301-400 | 0 | 0.00% | 0 | 0.00% | 0.00 |
| 401-500 | 1 | 0.02% | 487 | 0.64% | 487.00 |
| 501-600 | 0 | 0.00% | 0 | 0.00% | 0.00 |
| 601-700 | 0 | 0.00% | 0 | 0.00% | 0.00 |
| 701-800 | 0 | 0.00% | 0 | 0.00% | 0.00 |
| 801-900 | 0 | 0.00% | 0 | 0.00% | 0.00 |
| 901-1000 | 0 | 0.00% | 0 | 0.00% | 0.00 |
| 1001-2000 | 1 | 0.02% | 1,225 | 1.61% | 1,225.00 |
| 2001-3000 | 1 | 0.02% | 2,468 | 3.25% | 2,468.00 |
| 3001-4000 | 0 | 0.00% | 0 | 0.00% | 0.00 |
| 4001-5000 | 1 | 0.02% | 4,504 | 5.93% | 4,504.00 |
| 5001-6000 | 0 | 0.00% | 0 | 0.00% | 0.00 |
| 6001-7000 | 0 | 0.00% | 0 | 0.00% | 0.00 |
| 7001-8000 | 0 | 0.00% | 0 | 0.00% | 0.00 |
| 8001-9000 | 0 | 0.00% | 0 | 0.00% | 0.00 |
| 9001-100000 | 0 | 0.00% | 0 | 0.00% | 0.00 |
| 10001-20000 | 0 | 0.00% | 0 | 0.00% | 0.00 |
| 20001-30000 | 0 | 0.00% | 0 | 0.00% | 0.00 |
| 30001-40000 | 0 | 0.00% | 0 | 0.00% | 0.00 |
| 40001-50000 | 0 | 0.00% | 0 | 0.00% | 0.00 |
| 50001-100000 | 1 | 0.02% | 54,800 | 72.16% | 54,800.00 |
| | 4,359 | 100.00% | 75,942 | 100.00% | |

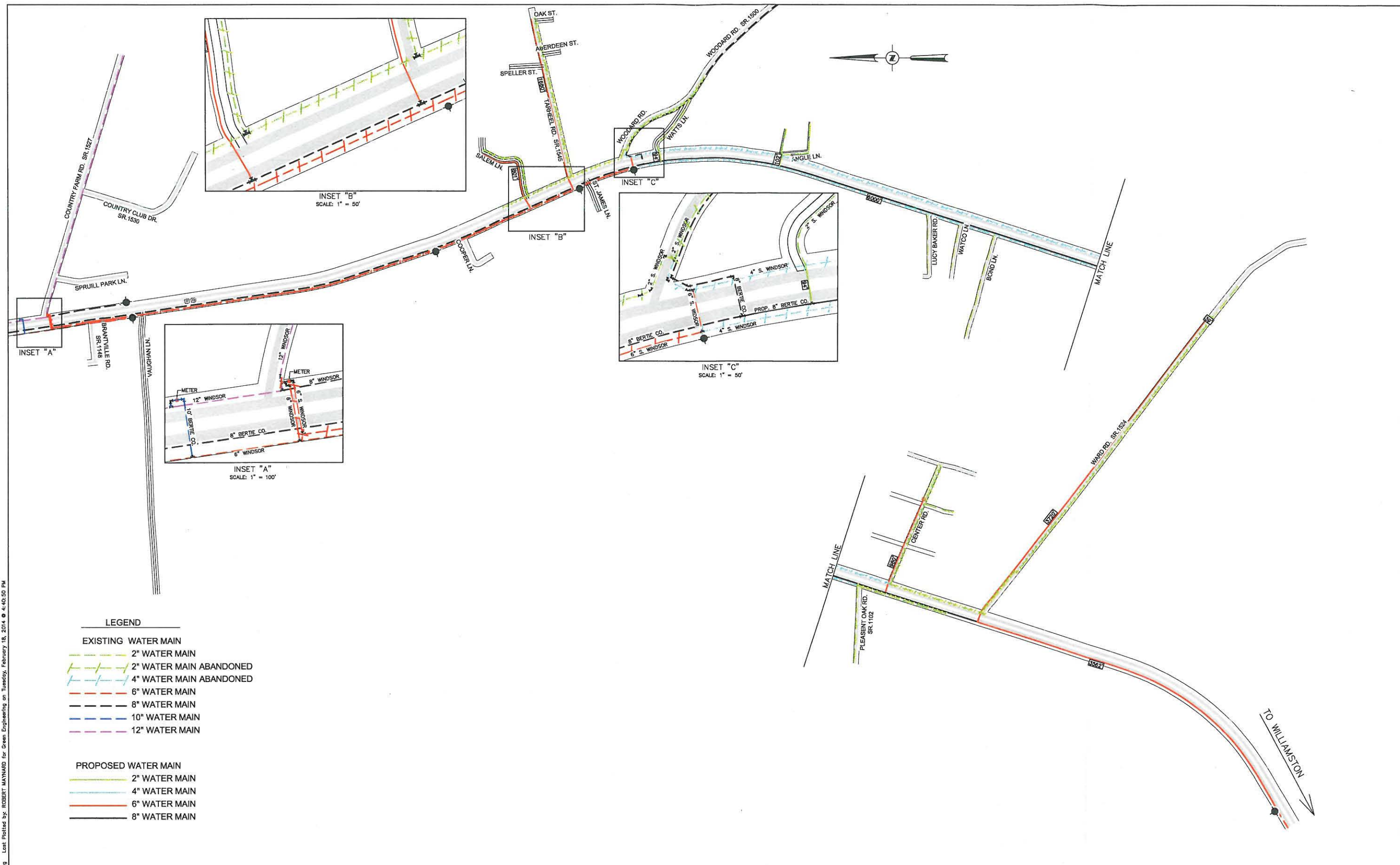
Bertie County Consumption Analysis Report For 11/01/2013 Thru 11/30/2013

| Services WA-Water Usage Block | Users | % of Users | Usage | % of Usage | Average Usage |
|----------------------------------|--------------|----------------|---------------|----------------|---------------|
| 0-1 | 1,418 | 31.41% | 788 | 2.94% | 0.56 |
| 2-3 | 1,641 | 36.35% | 3,989 | 14.86% | 2.43 |
| 4-5 | 874 | 19.36% | 3,820 | 14.23% | 4.37 |
| 6-7 | 296 | 6.56% | 1,889 | 7.04% | 6.38 |
| 8-9 | 128 | 2.84% | 1,071 | 3.99% | 8.37 |
| 10-11 | 57 | 1.26% | 593 | 2.21% | 10.40 |
| 12-13 | 31 | 0.69% | 386 | 1.44% | 12.45 |
| 14-15 | 13 | 0.29% | 189 | 0.70% | 14.54 |
| 16-20 | 16 | 0.35% | 280 | 1.04% | 17.50 |
| 21-25 | 7 | 0.16% | 162 | 0.60% | 23.14 |
| 26-30 | 2 | 0.04% | 57 | 0.21% | 28.50 |
| 31-35 | 4 | 0.09% | 128 | 0.48% | 32.00 |
| 36-40 | 4 | 0.09% | 153 | 0.57% | 38.25 |
| 41-45 | 5 | 0.11% | 214 | 0.80% | 42.80 |
| 46-50 | 3 | 0.07% | 142 | 0.53% | 47.33 |
| 51-60 | 2 | 0.04% | 116 | 0.43% | 58.00 |
| 61-70 | 2 | 0.04% | 129 | 0.48% | 64.50 |
| 71-80 | 1 | 0.02% | 72 | 0.27% | 72.00 |
| 81-90 | 1 | 0.02% | 83 | 0.31% | 83.00 |
| 91-100 | 0 | 0.00% | 0 | 0.00% | 0.00 |
| 101-200 | 2 | 0.04% | 302 | 1.13% | 151.00 |
| 201-300 | 1 | 0.02% | 285 | 1.06% | 285.00 |
| 301-400 | 2 | 0.04% | 638 | 2.38% | 319.00 |
| 401-500 | 0 | 0.00% | 0 | 0.00% | 0.00 |
| 501-600 | 1 | 0.02% | 577 | 2.15% | 577.00 |
| 601-700 | 0 | 0.00% | 0 | 0.00% | 0.00 |
| 701-800 | 0 | 0.00% | 0 | 0.00% | 0.00 |
| 801-900 | 0 | 0.00% | 0 | 0.00% | 0.00 |
| 901-1000 | 0 | 0.00% | 0 | 0.00% | 0.00 |
| 1001-2000 | 1 | 0.02% | 1,578 | 5.88% | 1,578.00 |
| 2001-3000 | 1 | 0.02% | 2,928 | 10.91% | 2,928.00 |
| 3001-4000 | 0 | 0.00% | 0 | 0.00% | 0.00 |
| 4001-5000 | 0 | 0.00% | 0 | 0.00% | 0.00 |
| 5001-6000 | 0 | 0.00% | 0 | 0.00% | 0.00 |
| 6001-7000 | 1 | 0.02% | 6,268 | 23.36% | 6,268.00 |
| 7001-8000 | 0 | 0.00% | 0 | 0.00% | 0.00 |
| 8001-9000 | 0 | 0.00% | 0 | 0.00% | 0.00 |
| 9001-100000 | 0 | 0.00% | 0 | 0.00% | 0.00 |
| 10001-20000 | 0 | 0.00% | 0 | 0.00% | 0.00 |
| 20001-30000 | 0 | 0.00% | 0 | 0.00% | 0.00 |
| 30001-40000 | 0 | 0.00% | 0 | 0.00% | 0.00 |
| 40001-50000 | 0 | 0.00% | 0 | 0.00% | 0.00 |
| 50001-100000 | 0 | 0.00% | 0 | 0.00% | 0.00 |
| | 4,514 | 100.00% | 26,837 | 100.00% | |

Bertie County Consumption Analysis Report For 12/01/2013 Thru 12/31/2013

| Services WA-Water Usage Block | Users | % of Users | Usage | % of Usage | Average Usage |
|----------------------------------|--------------|----------------|---------------|----------------|---------------|
| 0-1 | 1,310 | 29.53% | 645 | 0.91% | 0.49 |
| 2-3 | 1,489 | 33.57% | 3,683 | 5.20% | 2.47 |
| 4-5 | 885 | 19.95% | 3,931 | 5.55% | 4.44 |
| 6-7 | 411 | 9.27% | 2,626 | 3.71% | 6.39 |
| 8-9 | 158 | 3.56% | 1,328 | 1.87% | 8.41 |
| 10-11 | 82 | 1.85% | 855 | 1.21% | 10.43 |
| 12-13 | 28 | 0.63% | 351 | 0.50% | 12.54 |
| 14-15 | 17 | 0.38% | 243 | 0.34% | 14.29 |
| 16-20 | 17 | 0.38% | 300 | 0.42% | 17.65 |
| 21-25 | 5 | 0.11% | 112 | 0.16% | 22.40 |
| 26-30 | 7 | 0.16% | 203 | 0.29% | 29.00 |
| 31-35 | 2 | 0.05% | 63 | 0.09% | 31.50 |
| 36-40 | 6 | 0.14% | 227 | 0.32% | 37.83 |
| 41-45 | 5 | 0.11% | 212 | 0.30% | 42.40 |
| 46-50 | 0 | 0.00% | 0 | 0.00% | 0.00 |
| 51-60 | 5 | 0.11% | 273 | 0.39% | 54.60 |
| 61-70 | 0 | 0.00% | 0 | 0.00% | 0.00 |
| 71-80 | 1 | 0.02% | 74 | 0.10% | 74.00 |
| 81-90 | 0 | 0.00% | 0 | 0.00% | 0.00 |
| 91-100 | 1 | 0.02% | 91 | 0.13% | 91.00 |
| 101-200 | 2 | 0.05% | 250 | 0.35% | 125.00 |
| 201-300 | 0 | 0.00% | 0 | 0.00% | 0.00 |
| 301-400 | 0 | 0.00% | 0 | 0.00% | 0.00 |
| 401-500 | 0 | 0.00% | 0 | 0.00% | 0.00 |
| 501-600 | 1 | 0.02% | 526 | 0.74% | 526.00 |
| 601-700 | 0 | 0.00% | 0 | 0.00% | 0.00 |
| 701-800 | 0 | 0.00% | 0 | 0.00% | 0.00 |
| 801-900 | 0 | 0.00% | 0 | 0.00% | 0.00 |
| 901-1000 | 0 | 0.00% | 0 | 0.00% | 0.00 |
| 1001-2000 | 1 | 0.02% | 1,563 | 2.21% | 1,563.00 |
| 2001-3000 | 1 | 0.02% | 2,658 | 3.75% | 2,658.00 |
| 3001-4000 | 0 | 0.00% | 0 | 0.00% | 0.00 |
| 4001-5000 | 0 | 0.00% | 0 | 0.00% | 0.00 |
| 5001-6000 | 0 | 0.00% | 0 | 0.00% | 0.00 |
| 6001-7000 | 1 | 0.02% | 6,053 | 8.54% | 6,053.00 |
| 7001-8000 | 0 | 0.00% | 0 | 0.00% | 0.00 |
| 8001-9000 | 0 | 0.00% | 0 | 0.00% | 0.00 |
| 9001-100000 | 0 | 0.00% | 0 | 0.00% | 0.00 |
| 10001-20000 | 0 | 0.00% | 0 | 0.00% | 0.00 |
| 20001-30000 | 0 | 0.00% | 0 | 0.00% | 0.00 |
| 30001-40000 | 0 | 0.00% | 0 | 0.00% | 0.00 |
| 40001-50000 | 1 | 0.02% | 44,600 | 62.93% | 44,600.00 |
| 50001-100000 | 0 | 0.00% | 0 | 0.00% | 0.00 |
| | 4,436 | 100.00% | 70,867 | 100.00% | |

W:\BERTIE\13126\CAD\13126-BM.dwg Last Plotted by: ROBERT MAYNARD for Green Engineering on Tuesday, February 18, 2014 @ 4:40:50 PM



- LEGEND**
- EXISTING WATER MAIN**
- 2" WATER MAIN
 - - - - 2" WATER MAIN ABANDONED
 - - - - 4" WATER MAIN ABANDONED
 - 6" WATER MAIN
 - 8" WATER MAIN
 - 10" WATER MAIN
 - 12" WATER MAIN
- PROPOSED WATER MAIN**
- 2" WATER MAIN
 - 4" WATER MAIN
 - 6" WATER MAIN
 - 8" WATER MAIN

GREEN ENGINEERING
 WATER, WASTEWATER, SURVEYING, PLANNING, PROJECT MANAGEMENT
 NORTH CAROLINA FIRM LICENSE: P-0115
 303 GOLDSBORO STREET EAST, P.O. BOX 609 WILSON, N.C. 27893
 TEL (252) 237-5365 FAX (252) 243-7489 OFFICE@GREENENG.COM

BERTIE COUNTY
 TOWN OF WINDSOR
 BERTIE COUNTY, NORTH CAROLINA

SOUTH WINDSOR
 EXISTING WATER SYSTEMS

| REVISION | DATE | BY |
|----------|------|----|
| | | |
| | | |
| | | |
| | | |

DATE: February 10, 2014

GRAPHIC SCALE

SCALE IN FEET

CLIENT CODE: BERTI
 JOB NUMBER: 13-126
 FIELD BOOK: XXX
 CADFILE: 13126-BM.dwg
 ASCII FILE:
 LAST MODIFIED: 18-Feb-14
 MODIFIED BY: RVM

SHEET NO. 1 OF 1

Disadvantaged Communities Program (DCP)

Overview

The [Safe Drinking Water Act](#), as amended, created the Disadvantaged Community Program (DCP) to provide "additional subsidization (including forgiveness of principal)" to "the service area of a public water system that meets affordability criteria established after public review and comment by the State in which the public water system is located" [42 USC 300j-12(d)]. As required by 40 CFR 35.3555(c)(7), the State of North Carolina establishes the program annually and outlines how it is to operate in the annual [Intended Use Plan \(IUP\)](#). It is, therefore, not a static program, but may change from year to year. The outline of a given year's program includes:

- (i) The state's definition of what constitutes a disadvantaged community,
- (ii) description of affordability criteria used to determine the amount of disadvantaged assistance,
- (iii) The amount and type of loan subsidies that may be made available to disadvantaged communities, and
- (iv) To the maximum extent practicable, an identification of projects that will receive disadvantaged assistance and the respective amounts.

This means that the subsidy amount and the qualifications required to receive the subsidy are not established until after applications have been submitted.

The latest [IUP](#) (for FY 2010) establishes a DCP with two components:

Consolidation of Non-Viable Systems

The [Safe Drinking Water Act](#) compels the state to use the Drinking Water State Revolving Fund (DWSRF) to ensure that all public water systems "demonstrate technical, managerial, and financial capacity with respect to each national primary drinking water regulation in effect" [42 USC 300g-9(a)]. For this reason, the first component of the Disadvantaged Community Program (DCP) is the consolidation and elimination of non-viable water systems*. Through this program, a project in which a nearby viable public water system agrees to take over, supply and make all necessary repairs to a non-viable system, as defined above, qualifies for a principal forgiveness loan for the entire project cost. These are "**Category 1**" projects as described in the [Operating Agreement between DENR and EPA \[OA S.1.b.\(i\)\]](#) and, therefore, have the highest priority for funding.

*Note that a non-viable water system is one with a continuing history of struggling to meet applicable standards or to maintain the system. Evidence might include a history of Notices of Violation, water outages or other significant failures.

**BERTIE COUNTY
REGIONAL WATER SYSTEM
OPERATION AND SYSTEM EVALUATION
PROGRESS REPORT
February 20, 2014**

| Item | Description of Service | % Complete |
|-------------|---|-------------------|
| A. | System Water Loss Study | 35% |
| B. | Present System Inventory | 45% |
| C. | Evaluate Current Maintenance Records | 0% |
| D. | Consumptive Analysis | 75% |
| E. | Rate Evaluation | 5% |
| F. | Analyze Financial Records / Audits / Budgets | 0% |
| G. | Evaluate Short and Long Term Water Supplies and Water Quality | 5% |
| H. | Evaluate Water System Growth Potential | 0% |
| I. | Review Current Public Works Environment and Personnel | 5% |
| J. | Evaluate Consumer Confidence Reports (CCR) | 0% |
| K. | Evaluate Current Risk Management Issues | 0% |
| L. | Long Range Financial Planning | 0% |
| M. | Review All System Rules, Regulations and Policies To Determine If They Are Applicable To Today's Market and Industry Standards | 0% |
| N. | Develop a Mission and Vision Statement For The System | 0% |

The Board was also consulted by Green Engineering about a supervisory control and data acquisition (SCADA) water system which is a computer-controlled system that monitors industrial processes.

Mr. Green informed the Board that a SCADA system would allow the Water Department to get a better handle on the current significant water loss.

County Manager Sauer stated that there is a grant that the County could apply for that would allow the funds to install this system, which would provide improved system management capability for Mr. Ricky Spivey.

Commissioner Trent made a **MOTION** to move forward with a grant application that would provide 100% grant funding for a SCADA system. Commissioner Harrell **SECONDED** the motion. The motion passed unanimously.

Commissioner Harrell made a **MOTION** for the County Attorney, and the County Manager to draft a letter to Dutch regarding Scotch Hall ownership. Commissioner Trent **SECONDED** the motion. The motion passed unanimously.

Mr. Green reviewed grant opportunities for making improvements for the South Windsor Water system, which will be available in September of this year.

Commissioner Wesson made a **MOTION** to move forward with a grant application for the South Windsor Water Association ownership transition. Commissioner Trent **SECONDED** the motion. The motion passed unanimously.

County Manager Sauer reiterated to the Board that Jeff Best was working on the financial documents for the South Windsor Water Association ownership transition to the County.

Mr. Sauer stated that those documents would be available for the Board's review at their Monday, March 3, 2014 regular meeting.

Request from Town of Harrellsville for revised water purchase agreement

County Manager Sauer informed the Board that he had received a call from the Mayor of Harrellsville Robert Dantz regarding a Bulk Purchase Agreement between the Town of Harrellsville and the County.

Currently, the Town and the County have an unmetered, emergency intercommunication between the two systems.

Mayor Dantz inquired about amending that current agreement to include 50,000 gallons of County water per day and was looking to receive a quote regarding that amount of water.

The Board was advised by Green Engineering that it was important to develop a flat rate for water consumption across the Board before committing to providing water to additional areas of the County.

The Board requested that they be provided with a summary of other water rates in other parts of the State in order to compare, and gauge what the County's flat rate could be.

Black Rock water construction--final documents

Assistant County Attorney Jonathan Huddleston provided the Board with an update regarding the final documents for the Black Rock water construction project.

Mr. Roberson presented the capital ordinance as well as a promissory note that would need the Board's approval as construction for the project has already begun.

Commissioner Harrell made a **MOTION** for the Board to approve both the capital ordinance and the promissory note for the Black Rock water construction project. Commissioner Smith **SECONDED** the motion. The motion passed unanimously.

Commissioner Trent raised concerns regarding the Homeowner's Association in the Black Rock area. Mr. Trent recommended that the Board should allow the Homeowner's Association to officially approve the project site once completed to ensure that the grounds are left in suitable condition.

The County would not want to release the last of the balance reserve to the construction company unless the Homeowner's Association is satisfied with the construction site once the project is completed.

Assistant County Attorney Huddleston stated that he can draft a release statement that could be presented to the Homeowner's Association upon completion of the water line installation.

Other Business

The Board discussed the current opportunity to collaborate with the African America Caucus of Bertie County's representative, Patricia Ferguson, on holding a State of the County address event.

The Board discussed the option of a large scale event as well as just releasing a formal report to the local media detailing the current status of many County projects including the recent financial audit, EMS transition, and other current County matters.

The Board had discussed a formal report as early as their Planning Retreat in October 2013 and again at their Planning Retreat in January 2014.

After some discussion, the Board came to a consensus to draft a formal, State of the County report that would be featured on the County website, advertised in the local media, and on other mediums as directed by the Board.

The Board also agreed that a “State of the County” event of some kind should be held prior to the start of the 2014-2015 budget planning season. A date for that event has not yet been set.

The Board would also welcome input from outside agencies, community groups, etc.

County Manager Sauer informed the Board that the North Carolina Association of County Commissioners (NCACC) had chosen the date of Wednesday, April 9, 2014 to hold their District Meeting in the County.

The Association has booked the Cashie Convention Center as a location and the event will be catered by the Heritage House Restaurant.

The Board suggested that as the host County, they would like to provide items for a raffle drawing, if possible.

Mr. Sauer also informed the Board that Clerk to the Board Sarah Seredni was now a part of the Ribbon Cutting Committee for the opening of the new Bertie High School. He stated that the initial planning meeting took place at 10:00am on Thursday, February 20, 2014 at the Central Office building.

The Board also discussed the current financial standings of the new high school and reiterated their desire to receive a copy of the Board of Education’s financial audit for FY 2013-2014.

Lastly, Mr. Sauer stated that the Board would be hearing from Mike Barnett of McDavid & Associates in the month of March regarding the scattered housing ordinance and Hook Up programs as he and Planning Development Director Traci White have been collaborating on those initiatives.

ADJOURN

Chairman Perry adjourned the meeting at 4:46pm.

J. Wallace Perry, Chairman

Sarah Seredni, Clerk to the Board

REQUEST FOR BOARD ACTION

Bertie County
Board of Commissioners

MEETING DATE: Monday, March 3, 2014

SUBJECT: Article 46. One-Quarter Cent (1/4¢) County Sales and Use Tax

SUMMARY OF REQUEST:

Consider for approval a motion requesting the Board of Elections to hold a voter referendum to consider levying a (1/4¢) County Sales and Use Tax in accordance with North Carolina Session law 2007-323 (*see attached*)

BOARD ACTION REQUESTED:

It is requested that the Board approve the motion.

If the Board is so inclined, the following motion is suggested:

"I move that the Board approve the motion requesting the Board of Elections to hold a voter referendum as proposed."

From: [Scott Sauer](#)
To: [Sarah Seredni](#)
Subject: consent agenda--attachment
Date: Wednesday, February 26, 2014 2:19:34 PM

SECTION 31.17.(b) Subchapter VIII of Chapter 105 of the General Statutes is amended by adding a new Article to read:

"Article 46.

"One-Quarter Cent (1/4¢) County Sales and Use Tax.

"§ 105-535. Short title.

This Article is the One-Quarter Cent (1/4¢) County Sales and Use Tax Act.

"§ 105-536. Limitations.

This Article applies only to counties that levy the first one-cent (1¢) sales and use tax under Article 39 of this Chapter or under Chapter 1096 of the 1967 Session Laws, the first one-half cent (1/2¢) local sales and use tax under Article 40 of this Chapter, and the second one-half cent (1/2¢) local sales and use tax under Article 42 of this Chapter.

"§ 105-537. Levy.

(a) Authority. - If the majority of those voting in a referendum held pursuant to this Article vote for the levy of the tax, the board of county commissioners may, by resolution and after 10 days' public notice, levy a local sales and use tax at a rate of one-quarter percent (0.25%).

(b) Vote. - The board of county commissioners may direct the county board of elections to conduct an advisory referendum on the question of whether to levy a local sales and use tax in the county as provided in this Article. The election shall be held on a date jointly agreed upon by the board of county commissioners and the board of elections and shall be held in accordance with the procedures of G.S. 163-287.

(c) Ballot Question. - The form of the question to be presented on a ballot for a special election concerning the levy of the tax authorized by this Article shall be:

[] FOR [] AGAINST

Local sales and use tax at the rate of one-quarter percent (0.25%) in addition to all other State and local sales and use taxes.'

(d) Limitation. - A tax levied under this Article may not be in effect in a county at the same time as a tax levied under Article 60 of this Chapter.

"§ 105-538. Administration of taxes.

Except as provided in this Article, the adoption, levy, collection, administration, and repeal of these additional taxes must be in accordance with Article 39 of this Chapter. A tax levied under this Article does not apply to the sales price of food that is exempt from tax pursuant to G.S. 105-164.13B. The Secretary shall not divide the amount allocated to a county between the county and the municipalities within the county. Notwithstanding the provisions of G.S. 105-467(c), during the 2008 calendar year a tax levied under this Article may become effective on the first day of any calendar quarter so long as the county gives the Secretary at least 60 days' advance notice of the new tax levy."

SECTION 31.17.(c) G.S. 105-164.15A reads as rewritten:

"§ 105-164.15A. Effective date of rate changes for ~~services.~~ services and items taxed at combined general rate.

(a) Services. - The effective date of a rate change for a service taxable under this Article is administered as follows:

- (1) For a rate increase, the new rate applies to the first billing period that starts on or after the effective date. For a service billed after it is provided, the first billing period starts on the effective date. For a service billed before it is provided, the first billing period starts on the first day of the month after the effective date.
- (2) For a rate decrease, the new rate applies to bills rendered on or after the effective date.

(b) Combined Rate Items. - The effective date of a rate change for an item that is taxable under this Article at the combined general rate is the effective date of any of the following:

- (1) The effective date of a change in the State general rate of tax set in G.S. 105-164.4.
- (2) For an increase in the authorization for local sales and use taxes, the date on which local sales and use taxes authorized by Subchapter VIII of this Chapter for every county become effective in the first county or group of counties to levy the authorized taxes.
- (3) For a repeal in the authorization for local sales and use taxes, the effective date of the repeal."

SECTION 31.17.(d) This section is effective when it becomes law.



Jodie Rhea, Tax Administrator
Bertie County Tax Department
PO Box 527
106 Dundee St.
Windsor, NC 27983
Phone: (252) 794-5310
Fax: (252) 794-5357

February 17, 2014

To: Bertie County Board of Commissioners

Pursuant to N.C.G.S. 105-369, attached is a report of the total amount of unpaid taxes for the current fiscal year, as of December 31, 2013. In addition to this, the report also shows the collection amounts and delinquent taxes for tax years 2010 through 2012, as of December 31 for each of those years.

Given the handicap the Tax Office has had for the past few months, delinquent taxes are off approximately \$525,000 compared to the previous year. Steps have already been taken to improve this. Staff has begun processing wage garnishments for employees of a number of employers, delinquent notices were mailed on the 14th, and we have been utilizing websites that specialize in providing current contact and employment information.

New Employee: The process of hiring the new employee was briefly stalled due to the weather, the listing of personal property during January and the passing of family members of Human Resources director Carolyn Fornes. We are in the process of scheduling interviews and should have the vacant position filled within in the next few weeks.

Jodie Rhea
Tax Administrator


| COLLECTIONS AS OF DECEMBER 31 | | | | | DELINQUENT TAXES AS OF DECEMBER 31 | | | | |
|-------------------------------|-------------|-------------|-------------|-------------------|------------------------------------|-------------|-------------|-------------|-------------------|
| | <u>2010</u> | <u>2011</u> | <u>2012</u> | <u>2013</u> | | <u>2010</u> | <u>2011</u> | <u>2012</u> | <u>2013</u> |
| 2000 | 600.89 | | | | 2000 | | | | |
| 2001 | 5939.71 | 773.05 | | 143.88 | 2001 | 5904.79 | 0 | | |
| 2002 | 1295.01 | 791.34 | 631.22 | 671.13 | 2002 | 7445.74 | 6110.39 | | |
| 2003 | 1675.38 | 1364.91 | 586.51 | 226.27 | 2003 | 7066.97 | 5831.68 | 4201.11 | |
| 2004 | 2477.29 | 1106.3 | 363.56 | 208.53 | 2004 | 8355.71 | 6735.79 | 5224.97 | 4745.88 |
| 2005 | 4557.86 | 1689.91 | 551.9 | 300.24 | 2005 | 12840.45 | 9449.15 | 6641.69 | 5235.47 |
| 2006 | 6255.46 | 2638.33 | 91.8 | 400.9 | 2006 | 17112.13 | 11058.16 | 8126.12 | 6230.21 |
| 2007 | 13950.86 | 7063.56 | 1403.82 | 716.57 | 2007 | 32518.12 | 17847.02 | 12652.19 | 10598.21 |
| 2008 | 19306.44 | 11457.53 | 3679.1 | 2776.02 | 2008 | 49336.6 | 26108.92 | 19624.37 | 15497.18 |
| 2009 | 79286.95 | 21449.41 | 6056.72 | 2892.76 | 2009 | 95179 | 40609.91 | 26125.23 | 17792.94 |
| 2010 | 5549330.26 | 65757.66 | 12435.11 | 4562.62 | 2010 | 2032778.52 | 89560.92 | 47940.86 | 29130.78 |
| 2011 | | 5723609.49 | 75130.99 | 12818.19 | 2011 | | 1928452.11 | 97490.87 | 48720.46 |
| 2012 | | | 6407883.41 | 88440.95 | 2012 | | | 2066741.77 | 161984.68 |
| 2013 | | | | 6476013.98 | 2013 | | | | 2519588.88 |
| | | | | | | | | | |
| TOTAL | 5684676.11 | 5837701.49 | 6508814.14 | 6590172.04 | TOTAL | 2268538.03 | 2141764.05 | 2294769.18 | 2819524.69 |

| COLLECTIONS AS OF 01/31/2014 | | | | | | | DELINQUENT TAXES AS OF 01/31/2014 | | | |
|------------------------------|-----------------|--------------|----------------|------------|-----------------|--------------|-----------------------------------|-----------------|--------------|----------------|
| TAX YEAR | PRINCIPLE | | INTEREST/ETC | | TOTAL | | GRAND TOTAL | REAL & PERSONAL | MOTV | TOTAL |
| | REAL & PERSONAL | MOTV | REAL & PERSONA | MOTV | REAL & PERSONAL | MOTV | | | | |
| 2001 | \$54.30 | \$114.59 | \$89.58 | \$84.60 | \$143.88 | \$199.19 | \$343.07 | \$0.00 | \$0.00 | \$0.00 |
| 2002 | \$222.79 | \$21.63 | \$448.34 | \$19.74 | \$671.13 | \$41.37 | \$712.50 | \$0.00 | | \$0.00 |
| 2003 | \$145.33 | \$64.78 | \$80.99 | \$15.40 | \$226.32 | \$80.18 | \$306.50 | \$3,502.61 | \$5,863.42 | \$9,366.03 |
| 2004 | \$117.42 | \$219.47 | \$91.11 | \$88.95 | \$208.53 | \$308.42 | \$516.95 | \$4,745.88 | \$11,835.58 | \$16,581.46 |
| 2005 | \$214.09 | \$484.42 | \$184.26 | \$226.10 | \$398.35 | \$710.52 | \$1,108.87 | \$5,186.22 | \$11,964.67 | \$17,150.89 |
| 2006 | \$239.46 | \$303.32 | \$168.95 | \$131.61 | \$408.41 | \$434.93 | \$843.34 | \$6,225.30 | \$11,003.26 | \$17,228.56 |
| 2007 | \$512.59 | \$302.95 | \$208.46 | \$133.92 | \$721.05 | \$436.87 | \$1,157.92 | \$10,593.73 | \$15,015.72 | \$25,609.45 |
| 2008 | \$2,522.05 | \$492.16 | \$565.79 | \$218.41 | \$3,087.84 | \$710.57 | \$3,798.41 | \$15,205.56 | \$17,081.47 | \$32,287.03 |
| 2009 | \$2,279.47 | \$266.98 | \$613.29 | \$85.38 | \$2,892.76 | \$352.36 | \$3,245.12 | \$17,792.94 | \$15,446.47 | \$33,239.41 |
| 2010 | \$4,298.69 | \$1,077.98 | \$1,190.22 | \$294.25 | \$5,488.91 | \$1,372.23 | \$6,861.14 | \$28,318.29 | \$16,570.88 | \$44,889.17 |
| 2011 | \$11,827.84 | \$5,331.19 | \$2,146.78 | \$777.15 | \$13,974.62 | \$6,108.34 | \$20,082.96 | \$46,154.15 | \$21,373.99 | \$67,528.14 |
| 2012 | \$88,696.79 | \$127,905.43 | \$7,712.67 | \$168.12 | \$96,409.46 | \$128,073.55 | \$224,483.01 | \$155,364.08 | \$93,435.74 | \$248,799.82 |
| 2013 | \$8,150,429.63 | \$349,604.32 | \$13,561.78 | \$82.57 | \$8,163,991.41 | \$349,686.89 | \$8,513,678.30 | \$1,021,992.07 | \$218,263.14 | \$1,240,255.21 |
| TOTALS | \$8,261,560.45 | \$486,189.22 | \$27,062.22 | \$2,326.20 | \$8,288,622.67 | \$488,515.42 | \$8,777,138.09 | \$1,311,578.22 | \$431,990.92 | \$1,743,569.14 |
| GRAND TOTALS | \$8,747,749.67 | | \$29,388.42 | | \$8,777,138.09 | | | | | |

NOT INCLUDED, BEYOND 10 YEAR PERIOD

| Tag & Tax RMV ACH Deposits | | |
|----------------------------|---------------------|---------------------|
| | Total | G01 |
| July | \$172.30 | \$172.30 |
| August | \$7,020.05 | \$6,564.97 |
| September | \$30,458.37 | \$26,945.73 |
| October | \$72,984.50 | \$66,080.50 |
| November | \$74,907.53 | \$67,899.78 |
| December | \$ 91,367.25 | \$84,322.06 |
| January | \$99,395.63 | \$90,533.08 |
| February | | |
| March | | |
| April | | |
| May | | |
| Total | \$376,305.63 | \$342,518.42 |

| COLLECTIONS AS OF JANUARY 31 FOR REAL & PERSONAL PROPERTY | | | | | DELINQUENT TAXES AS OF JANUARY 31 | | | | |
|---|--------------|--------------|--------------|---------------------|-----------------------------------|--------------|--------------|--------------|---------------------|
| | <u>2011</u> | <u>2012</u> | <u>2013</u> | <u>2014</u> | | <u>2011</u> | <u>2012</u> | <u>2013</u> | <u>2014</u> |
| 2000 | 729.44 | | | | | | | | |
| 2001 | 5,939.71 | 1,009.92 | | 143.88 | | 5,904.79 | | | |
| 2002 | 1,416.18 | 1,054.47 | 631.22 | 671.13 | | 7,391.52 | 6,110.39 | | |
| 2003 | 1,675.38 | 1,705.84 | 708.06 | 226.32 | | 7,066.97 | 5,831.68 | 4,140.79 | |
| 2004 | 2,763.65 | 1,236.63 | 363.56 | 208.53 | | 8,127.91 | 6,735.79 | 5,186.96 | 4,745.88 |
| 2005 | 5,132.81 | 2,060.61 | 1,655.83 | 398.35 | | 12,349.18 | 9,449.15 | 5,876.65 | 5,186.22 |
| 2006 | 6,977.41 | 2,743.88 | 1,316.95 | 408.41 | | 16,498.58 | 11,058.16 | 7,372.48 | 6,225.30 |
| 2007 | 16,596.39 | 7,518.06 | 2,135.86 | 721.05 | | 30,255.48 | 17,847.02 | 12,098.86 | 10,593.73 |
| 2008 | 22,355.93 | 12,631.81 | 4,448.50 | 3,087.84 | | 46,581.55 | 26,108.92 | 19,259.77 | 15,205.56 |
| 2009 | 85,496.83 | 23,999.62 | 7,839.77 | 2,892.76 | | 89,378.68 | 40,609.91 | 24,924.03 | 17,792.94 |
| 2010 | 6,788,077.66 | 68,825.77 | 13,998.43 | 5,488.91 | | 800,878.97 | 89,560.92 | 46,609.62 | 28,318.29 |
| 2011 | | 6,792,075.26 | 79,111.50 | 13,974.62 | | | 866,267.74 | 93,942.51 | 46,154.15 |
| 2012 | | | 7,560,861.04 | 96,409.46 | | | | 919,939.59 | 155,364.08 |
| 2013 | | | | 8,163,991.41 | | | | | 1,021,992.07 |
| TOTAL | 6,937,161.39 | 6,914,861.87 | 7,672,770.72 | 8,288,622.67 | | 1,024,433.63 | 1,079,579.68 | 1,139,351.26 | 1,311,578.22 |




CTSI
County Tax Services, Inc.

Auditing & Consulting
with a personal touch of Excellence

www.CTSInc.us

Phone: 919-781-4666 Fax: 919-781-4667

P.O. Box 37642, Raleigh, NC 27627 / 3733 National Drive, Ste. 125, Raleigh, NC 27612



About Us

CTSI was established in 1999 in Raleigh, NC. Our diverse and professional staff has over 200 years of combined Business Personal Property (BPP) knowledge and auditing experience.

Mission Statement

County Tax Services, Inc. is committed to providing fair, equitable and thorough services to our clients. We maintain professionalism and integrity with a personal touch of Excellence.

*Tonia Bowen
P. O. Box 37642
3733 National Drive, Suite 125
Raleigh, NC 27627
(919) 781-4666 (PH)
(919) 781-4667 (FX)
tbowen@ctsinc.us*



Bertie County Audit Revenue Projections - Based on 100 accounts

| <i>CTSI Size</i> | <i>Size Ranges</i> | <i>*Bertie: #of Accts to Audit</i> | <i>CTSI Fee</i> | <i>CTSI Total Fee</i> | <i>CTSI: Avg Disc%</i> | <i>Bertie: Poss #of Disc</i> | <i>CTSI: Average Disc TV</i> | <i>Bertie: Projected DiscTV</i> | <i>Bertie: Projected Revenue</i> | <i>Bertie: Projected Penalty</i> | <i>Bertie: Total Projected Revenue</i> | <i>Bertie: Net Return on Investment</i> |
|------------------|-------------------------|------------------------------------|-----------------|-----------------------|------------------------|------------------------------|------------------------------|---------------------------------|----------------------------------|----------------------------------|--|---|
| S-0 | 0 - 49,999 | 20 | 400 | 8,000 | .60 | 12.00 | 110,259 | 1,323,108 | \$11,114.11 | \$3,889.94 | \$15,004.04 | \$7,004.04 |
| S-1 | 50,000 - 399,999 | 60 | 600 | 36,000 | .67 | 40.20 | 287,549 | 11,559,470 | \$97,099.55 | \$33,984.84 | \$131,084.39 | \$95,084.39 |
| S-2 | 400,000 - 999,999 | 12 | 1,000 | 12,000 | .75 | 9.00 | 791,484 | 7,123,356 | \$59,836.19 | \$20,942.67 | \$80,778.86 | \$68,778.86 |
| S-3 | 1,000,000 - 4,999,999 | 5 | 2,000 | 10,000 | .85 | 4.25 | 3,008,485 | 12,786,061 | \$107,402.91 | \$37,591.02 | \$144,993.93 | \$134,993.93 |
| S-4 | 5,000,000 - 14,999,999 | 2 | 6,000 | 12,000 | .93 | 1.86 | 20,573,901 | 38,267,456 | \$321,446.63 | \$112,506.32 | \$433,952.95 | \$421,952.95 |
| S-5 | 15,000,000 - 29,999,999 | 1 | 10,000 | 10,000 | .93 | 0.93 | 20,573,901 | 19,133,728 | \$160,723.31 | \$56,253.16 | \$216,976.47 | \$206,976.47 |
| | | 100 | | \$88,000 | | 68.24 | | 90,193,179 | \$757,622.70 | \$265,167.95 | \$1,022,790.65 | \$934,790.65 |

\$ Return Ratio \$10.62

Included In This Package

◆ **Services Offered**

◆ **CTSI Analysis of County Audit Program**

◆ **CTSI Compensation**

◆ **CTSI Client Contact Information**



Services Offered

◆ Business Personal Property Auditing & Consulting

- *Compliance verification*

◆ Obsolescence Reviews

- *On accounts being audited and accounts not selected for audit*

◆ Gross Receipt Audits

- *Occupancy Tax*
- *Food & Beverage*

◆ On-Line Listing System

◆ Diagnostic Revenue Specialists (DRs)

- *On-site collection analysis & support to help improve efficiency, equality & collection rates*



County Tax Services, Inc.
Analysis of County Audit Programs

BPP Audit

County: 1 BPP Audit

| <i>Size</i> | <i>Size Range</i> | <i>Disc Value Totals</i> | <i># of Disc</i> | <i># of ND</i> | <i># of Audits</i> | <i>% of Disc</i> |
|-------------------------|------------------------|--------------------------|------------------|----------------|--------------------|------------------|
| S-0 | 0 - 49,999 | 932,583 | 14 | 3 | 17 | |
| S-1 | 50,000 - 399,999 | 23,658,303 | 115 | 40 | 155 | |
| S-2 | 400,000 - 999,999 | 3,474,909 | 12 | 3 | 15 | |
| S-3 | 1,000,000 - 4,999,999 | 93,396,544 | 13 | 3 | 16 | |
| S-4 | 5,000,000 - 14,999,999 | 48,828,523 | 3 | 0 | 3 | |
| Total Disc Value | | 170,290,862 | 157 | 49 | 206 | 76% |

County: 16 BPP Audit

| <i>Size</i> | <i>Size Range</i> | <i>Disc Value Totals</i> | <i># of Disc</i> | <i># of ND</i> | <i># of Audits</i> | <i>% of Disc</i> |
|-------------------------|------------------------|--------------------------|------------------|----------------|--------------------|------------------|
| S-0 | 0 - 49,999 | 14,218,925 | 28 | 11 | 39 | |
| S-1 | 50,000 - 399,999 | 44,978,046 | 168 | 52 | 220 | |
| S-2 | 400,000 - 999,999 | 15,712,686 | 20 | 6 | 26 | |
| S-3 | 1,000,000 - 4,999,999 | 50,942,825 | 16 | 2 | 18 | |
| S-4 | 5,000,000 - 14,999,999 | 27,601,141 | 2 | 0 | 2 | |
| Total Disc Value | | 153,453,623 | 234 | 71 | 305 | 77% |

County: 19 BPP Audit

| <i>Size</i> | <i>Size Range</i> | <i>Disc Value Totals</i> | <i># of Disc</i> | <i># of ND</i> | <i># of Audits</i> | <i>% of Disc</i> |
|-------------------------|------------------------|--------------------------|------------------|----------------|--------------------|------------------|
| S-0 | 0 - 49,999 | 7,897,639 | 87 | 41 | 128 | |
| S-1 | 50,000 - 399,999 | 83,557,501 | 307 | 157 | 464 | |
| S-2 | 400,000 - 999,999 | 78,474,707 | 54 | 20 | 74 | |
| S-3 | 1,000,000 - 4,999,999 | 37,431,282 | 22 | 2 | 24 | |
| S-4 | 5,000,000 - 14,999,999 | 423,773,827 | 14 | 4 | 18 | |
| Total Disc Value | | 631,134,956 | 484 | 224 | 708 | 68% |

County Tax Services, Inc.
Analysis of County Audit Programs

| <i>County: 21</i> | | <i>BPP Audit</i> | | | | |
|-------------------------|------------------------|--------------------------|------------------|----------------|--------------------|------------------|
| <i>Size</i> | <i>Size Range</i> | <i>Disc Value Totals</i> | <i># of Disc</i> | <i># of ND</i> | <i># of Audits</i> | <i>% of Disc</i> |
| S-0 | 0 - 49,999 | 3,343,727 | 24 | 18 | 42 | |
| S-1 | 50,000 - 399,999 | 22,853,502 | 71 | 37 | 108 | |
| S-2 | 400,000 - 999,999 | 16,498,213 | 5 | 5 | 10 | |
| S-3 | 1,000,000 - 4,999,999 | 21,979,144 | 10 | 3 | 13 | |
| S-4 | 5,000,000 - 14,999,999 | 292,782 | 1 | 0 | 1 | |
| Total Disc Value | | 64,967,368 | 111 | 63 | 174 | 64% |

| <i>County: 25</i> | | <i>BPP Audit</i> | | | | |
|-------------------------|-----------------------|--------------------------|------------------|----------------|--------------------|------------------|
| <i>Size</i> | <i>Size Range</i> | <i>Disc Value Totals</i> | <i># of Disc</i> | <i># of ND</i> | <i># of Audits</i> | <i>% of Disc</i> |
| S-0 | 0 - 49,999 | 883,607 | 1 | 1 | 2 | |
| S-1 | 50,000 - 399,999 | 663,256 | 11 | 7 | 18 | |
| S-2 | 400,000 - 999,999 | 12,509 | 1 | 1 | 2 | |
| S-3 | 1,000,000 - 4,999,999 | 0 | 0 | 0 | 0 | |
| Total Disc Value | | 1,559,372 | 13 | 9 | 22 | 59% |

| <i>County: 26</i> | | <i>BPP Audit</i> | | | | |
|-------------------------|------------------------|--------------------------|------------------|----------------|--------------------|------------------|
| <i>Size</i> | <i>Size Range</i> | <i>Disc Value Totals</i> | <i># of Disc</i> | <i># of ND</i> | <i># of Audits</i> | <i>% of Disc</i> |
| S-0 | 0 - 49,999 | 2,240,315 | 23 | 12 | 35 | |
| S-1 | 50,000 - 399,999 | 36,685,634 | 160 | 57 | 217 | |
| S-2 | 400,000 - 999,999 | 18,975,094 | 48 | 13 | 61 | |
| S-3 | 1,000,000 - 4,999,999 | 72,860,770 | 32 | 3 | 35 | |
| S-4 | 5,000,000 - 14,999,999 | 313,510,267 | 17 | 1 | 18 | |
| Total Disc Value | | 444,272,080 | 280 | 86 | 366 | 77% |

County Tax Services, Inc.
Analysis of County Audit Programs

| <i>County: 32 BPP Audit</i> | | | | | | |
|-----------------------------|------------------------|--------------------------|------------------|----------------|--------------------|------------------|
| <i>Size</i> | <i>Size Range</i> | <i>Disc Value Totals</i> | <i># of Disc</i> | <i># of ND</i> | <i># of Audits</i> | <i>% of Disc</i> |
| S-0 | 0 - 49,999 | 2,759,442 | 20 | 6 | 26 | |
| S-1 | 50,000 - 399,999 | 118,534,306 | 261 | 131 | 392 | |
| S-2 | 400,000 - 999,999 | 58,171,828 | 80 | 28 | 108 | |
| S-3 | 1,000,000 - 4,999,999 | 161,870,920 | 67 | 14 | 81 | |
| S-4 | 5,000,000 - 14,999,999 | 348,993,115 | 25 | 0 | 25 | |
| Total Disc Value | | 690,329,611 | 453 | 179 | 632 | 72% |

| <i>County: 33 BPP Audit</i> | | | | | | |
|-----------------------------|------------------------|--------------------------|------------------|----------------|--------------------|------------------|
| <i>Size</i> | <i>Size Range</i> | <i>Disc Value Totals</i> | <i># of Disc</i> | <i># of ND</i> | <i># of Audits</i> | <i>% of Disc</i> |
| S-0 | 0 - 49,999 | 1,409,195 | 33 | 30 | 63 | |
| S-1 | 50,000 - 399,999 | 27,260,562 | 95 | 23 | 118 | |
| S-2 | 400,000 - 999,999 | 12,735,127 | 25 | 3 | 28 | |
| S-3 | 1,000,000 - 4,999,999 | 37,781,991 | 15 | 0 | 15 | |
| S-4 | 5,000,000 - 14,999,999 | 63,945,059 | 5 | 0 | 5 | |
| Total Disc Value | | 143,131,934 | 173 | 56 | 229 | 76% |

| <i>County: 37 BPP Audit</i> | | | | | | |
|-----------------------------|-----------------------|--------------------------|------------------|----------------|--------------------|------------------|
| <i>Size</i> | <i>Size Range</i> | <i>Disc Value Totals</i> | <i># of Disc</i> | <i># of ND</i> | <i># of Audits</i> | <i>% of Disc</i> |
| S-0 | 0 - 49,999 | 1,531,490 | 9 | 3 | 12 | |
| S-1 | 50,000 - 399,999 | 13,045,154 | 33 | 11 | 44 | |
| S-2 | 400,000 - 999,999 | 3,020,076 | 5 | 0 | 5 | |
| S-3 | 1,000,000 - 4,999,999 | 13,845,066 | 2 | 2 | 4 | |
| Total Disc Value | | 31,441,786 | 49 | 16 | 65 | 75% |

| <i>County: 38 BPP Audit</i> | | | | | | |
|-----------------------------|------------------------|--------------------------|------------------|----------------|--------------------|------------------|
| <i>Size</i> | <i>Size Range</i> | <i>Disc Value Totals</i> | <i># of Disc</i> | <i># of ND</i> | <i># of Audits</i> | <i>% of Disc</i> |
| S-4 | 5,000,000 - 14,999,999 | 21,094,327 | 1 | 0 | 1 | |
| Total Disc Value | | 21,094,327 | 1 | 0 | 1 | 100% |

County Tax Services, Inc.
Analysis of County Audit Programs

| <i>County: 40 BPP Audit</i> | | | | | | |
|-----------------------------|-----------------------|--------------------------|------------------|----------------|--------------------|------------------|
| <i>Size</i> | <i>Size Range</i> | <i>Disc Value Totals</i> | <i># of Disc</i> | <i># of ND</i> | <i># of Audits</i> | <i>% of Disc</i> |
| S-0 | 0 - 49,999 | 5,569,774 | 66 | 45 | 111 | |
| S-1 | 50,000 - 399,999 | 19,474,452 | 77 | 30 | 107 | |
| S-2 | 400,000 - 999,999 | 11,662,110 | 12 | 4 | 16 | |
| S-3 | 1,000,000 - 4,999,999 | 2,978,791 | 4 | 1 | 5 | |
| Total Disc Value | | 39,685,127 | 159 | 80 | 239 | 67% |

| <i>County: 42 BPP Audit</i> | | | | | | |
|-----------------------------|-------------------|--------------------------|------------------|----------------|--------------------|------------------|
| <i>Size</i> | <i>Size Range</i> | <i>Disc Value Totals</i> | <i># of Disc</i> | <i># of ND</i> | <i># of Audits</i> | <i>% of Disc</i> |
| S-7 | 50,000,000 - Up | 33,903,442 | 1 | 0 | 1 | |
| Total Disc Value | | 33,903,442 | 1 | 0 | 1 | 100% |

| <i>County: 43 BPP Audit</i> | | | | | | |
|-----------------------------|------------------------|--------------------------|------------------|----------------|--------------------|------------------|
| <i>Size</i> | <i>Size Range</i> | <i>Disc Value Totals</i> | <i># of Disc</i> | <i># of ND</i> | <i># of Audits</i> | <i>% of Disc</i> |
| S-0 | 0 - 49,999 | 1,838,389 | 53 | 42 | 95 | |
| S-1 | 50,000 - 399,999 | 3,508,183 | 41 | 19 | 60 | |
| S-2 | 400,000 - 999,999 | 23,496,977 | 17 | 7 | 24 | |
| S-3 | 1,000,000 - 4,999,999 | 49,460,785 | 12 | 3 | 15 | |
| S-4 | 5,000,000 - 14,999,999 | 50,667,504 | 4 | 1 | 5 | |
| Total Disc Value | | 128,971,838 | 127 | 72 | 199 | 64% |

| <i>County: 46 BPP Audit</i> | | | | | | |
|-----------------------------|------------------------|--------------------------|------------------|----------------|--------------------|------------------|
| <i>Size</i> | <i>Size Range</i> | <i>Disc Value Totals</i> | <i># of Disc</i> | <i># of ND</i> | <i># of Audits</i> | <i>% of Disc</i> |
| S-0 | 0 - 49,999 | 0 | 0 | 0 | 0 | |
| S-1 | 50,000 - 399,999 | 3,761,481 | 5 | 6 | 11 | |
| S-2 | 400,000 - 999,999 | 3,018,074 | 2 | 2 | 4 | |
| S-3 | 1,000,000 - 4,999,999 | 5,113,861 | 3 | 3 | 6 | |
| S-4 | 5,000,000 - 14,999,999 | 0 | 0 | 1 | 1 | |
| Total Disc Value | | 11,893,416 | 10 | 12 | 22 | 45% |

County Tax Services, Inc.
Analysis of County Audit Programs

| <i>County: 53 BPP Audit</i> | | | | | | |
|-----------------------------|-----------------------|--------------------------|------------------|----------------|--------------------|------------------|
| <i>Size</i> | <i>Size Range</i> | <i>Disc Value Totals</i> | <i># of Disc</i> | <i># of ND</i> | <i># of Audits</i> | <i>% of Disc</i> |
| S-0 | 0 - 49,999 | 519,552 | 5 | 4 | 9 | |
| S-1 | 50,000 - 399,999 | 3,741,746 | 16 | 23 | 39 | |
| S-2 | 400,000 - 999,999 | 2,024,210 | 2 | 2 | 4 | |
| S-3 | 1,000,000 - 4,999,999 | 1,982,603 | 2 | 0 | 2 | |
| Total Disc Value | | 8,268,111 | 25 | 29 | 54 | 46% |

| <i>County: 54 BPP Audit</i> | | | | | | |
|-----------------------------|------------------------|--------------------------|------------------|----------------|--------------------|------------------|
| <i>Size</i> | <i>Size Range</i> | <i>Disc Value Totals</i> | <i># of Disc</i> | <i># of ND</i> | <i># of Audits</i> | <i>% of Disc</i> |
| S-0 | 0 - 49,999 | 11,885,853 | 23 | 19 | 42 | |
| S-1 | 50,000 - 399,999 | 10,416,781 | 60 | 33 | 93 | |
| S-2 | 400,000 - 999,999 | 6,875,565 | 20 | 15 | 35 | |
| S-3 | 1,000,000 - 4,999,999 | 30,651,954 | 19 | 4 | 23 | |
| S-4 | 5,000,000 - 14,999,999 | 84,960,282 | 8 | 0 | 8 | |
| Total Disc Value | | 144,790,435 | 130 | 71 | 201 | 65% |

| <i>County: 55 BPP Audit</i> | | | | | | |
|-----------------------------|------------------------|--------------------------|------------------|----------------|--------------------|------------------|
| <i>Size</i> | <i>Size Range</i> | <i>Disc Value Totals</i> | <i># of Disc</i> | <i># of ND</i> | <i># of Audits</i> | <i>% of Disc</i> |
| S-0 | 0 - 49,999 | 4,868,030 | 49 | 32 | 81 | |
| S-1 | 50,000 - 399,999 | 44,359,468 | 195 | 107 | 302 | |
| S-2 | 400,000 - 999,999 | 27,379,554 | 42 | 11 | 53 | |
| S-3 | 1,000,000 - 4,999,999 | 73,762,486 | 25 | 5 | 30 | |
| S-4 | 5,000,000 - 14,999,999 | 60,470,676 | 13 | 1 | 14 | |
| Total Disc Value | | 210,840,214 | 324 | 156 | 480 | 68% |

County Tax Services, Inc.
Analysis of County Audit Programs

| <i>County: 58 BPP Audit</i> | | | | | | |
|-----------------------------|------------------------|--------------------------|------------------|----------------|--------------------|------------------|
| <i>Size</i> | <i>Size Range</i> | <i>Disc Value Totals</i> | <i># of Disc</i> | <i># of ND</i> | <i># of Audits</i> | <i>% of Disc</i> |
| S-0 | 0 - 49,999 | 717,004 | 2 | 0 | 2 | |
| S-1 | 50,000 - 399,999 | 1,839,304 | 3 | 1 | 4 | |
| S-2 | 400,000 - 999,999 | 25,444,302 | 3 | 0 | 3 | |
| S-3 | 1,000,000 - 4,999,999 | 3,094,456 | 2 | 0 | 2 | |
| S-4 | 5,000,000 - 14,999,999 | 328,055,125 | 6 | 0 | 6 | |
| Total Disc Value | | 359,150,191 | 16 | 1 | 17 | 94% |

| <i>County: 67 BPP Audit</i> | | | | | | |
|-----------------------------|------------------------|--------------------------|------------------|----------------|--------------------|------------------|
| <i>Size</i> | <i>Size Range</i> | <i>Disc Value Totals</i> | <i># of Disc</i> | <i># of ND</i> | <i># of Audits</i> | <i>% of Disc</i> |
| S-0 | 0 - 49,999 | 9,435,639 | 48 | 18 | 66 | |
| S-1 | 50,000 - 399,999 | 54,672,967 | 227 | 73 | 300 | |
| S-2 | 400,000 - 999,999 | 39,208,217 | 36 | 5 | 41 | |
| S-3 | 1,000,000 - 4,999,999 | 54,311,346 | 10 | 0 | 10 | |
| S-4 | 5,000,000 - 14,999,999 | 3,476,529 | 3 | 0 | 3 | |
| Total Disc Value | | 161,104,698 | 324 | 96 | 420 | 77% |

| <i>County: 78 BPP Audit</i> | | | | | | |
|-----------------------------|------------------------|--------------------------|------------------|----------------|--------------------|------------------|
| <i>Size</i> | <i>Size Range</i> | <i>Disc Value Totals</i> | <i># of Disc</i> | <i># of ND</i> | <i># of Audits</i> | <i>% of Disc</i> |
| S-0 | 0 - 49,999 | 9,497,143 | 42 | 12 | 54 | |
| S-1 | 50,000 - 399,999 | 37,300,684 | 139 | 56 | 195 | |
| S-2 | 400,000 - 999,999 | 38,079,369 | 37 | 3 | 40 | |
| S-3 | 1,000,000 - 4,999,999 | 86,620,851 | 28 | 7 | 35 | |
| S-4 | 5,000,000 - 14,999,999 | 375,258,353 | 12 | 3 | 15 | |
| Total Disc Value | | 546,756,400 | 258 | 81 | 339 | 76% |

County Tax Services, Inc.
Analysis of County Audit Programs

| <i>County: 79</i> | | <i>BPP Audit</i> | | | | |
|-------------------------|------------------------|--------------------------|------------------|----------------|--------------------|------------------|
| <i>Size</i> | <i>Size Range</i> | <i>Disc Value Totals</i> | <i># of Disc</i> | <i># of ND</i> | <i># of Audits</i> | <i>% of Disc</i> |
| S-0 | 0 - 49,999 | 53,700 | 2 | 0 | 2 | |
| S-1 | 50,000 - 399,999 | 22,907,167 | 68 | 30 | 98 | |
| S-2 | 400,000 - 999,999 | 5,113,932 | 12 | 3 | 15 | |
| S-3 | 1,000,000 - 4,999,999 | 14,102,742 | 9 | 4 | 13 | |
| S-4 | 5,000,000 - 14,999,999 | 77,827,833 | 5 | 0 | 5 | |
| Total Disc Value | | 120,005,374 | 96 | 37 | 133 | 72% |

| <i>County: 80</i> | | <i>BPP Audit</i> | | | | |
|-------------------------|------------------------|--------------------------|------------------|----------------|--------------------|------------------|
| <i>Size</i> | <i>Size Range</i> | <i>Disc Value Totals</i> | <i># of Disc</i> | <i># of ND</i> | <i># of Audits</i> | <i>% of Disc</i> |
| S-0 | 0 - 49,999 | 378,552 | 2 | 2 | 4 | |
| S-1 | 50,000 - 399,999 | 8,299,155 | 10 | 8 | 18 | |
| S-2 | 400,000 - 999,999 | 3,679,681 | 11 | 3 | 14 | |
| S-3 | 1,000,000 - 4,999,999 | 8,492,750 | 4 | 0 | 4 | |
| S-4 | 5,000,000 - 14,999,999 | 5,334,731 | 1 | 0 | 1 | |
| Total Disc Value | | 26,184,869 | 28 | 13 | 41 | 68% |

| <i>County: 88</i> | | <i>BPP Audit</i> | | | | |
|-------------------------|-----------------------|--------------------------|------------------|----------------|--------------------|------------------|
| <i>Size</i> | <i>Size Range</i> | <i>Disc Value Totals</i> | <i># of Disc</i> | <i># of ND</i> | <i># of Audits</i> | <i>% of Disc</i> |
| S-0 | 0 - 49,999 | 13,370 | 2 | 0 | 2 | |
| S-1 | 50,000 - 399,999 | 578,789 | 4 | 1 | 5 | |
| S-2 | 400,000 - 999,999 | 530,265 | 1 | 0 | 1 | |
| S-3 | 1,000,000 - 4,999,999 | 20,413,621 | 6 | 0 | 6 | |
| Total Disc Value | | 21,536,045 | 13 | 1 | 14 | 93% |

County Tax Services, Inc.
Analysis of County Audit Programs

| <i>County: 92</i> | | <i>BPP Audit</i> | | | | |
|-------------------------|------------------------|--------------------------|------------------|----------------|--------------------|------------------|
| <i>Size</i> | <i>Size Range</i> | <i>Disc Value Totals</i> | <i># of Disc</i> | <i># of ND</i> | <i># of Audits</i> | <i>% of Disc</i> |
| S-0 | 0 - 49,999 | 2,900,035 | 26 | 36 | 62 | |
| S-1 | 50,000 - 399,999 | 47,820,793 | 236 | 184 | 420 | |
| S-2 | 400,000 - 999,999 | 36,597,105 | 60 | 40 | 100 | |
| S-3 | 1,000,000 - 4,999,999 | 44,376,393 | 35 | 8 | 43 | |
| S-4 | 5,000,000 - 14,999,999 | 364,610,785 | 8 | 0 | 8 | |
| Total Disc Value | | 496,305,111 | 365 | 268 | 633 | 58% |
| Total: BPP Audit | | 4,661,071,190 | 3,831 | 1,670 | 5,501 | 70% |

County Tax Services, Inc.
Analysis of County Audit Programs

| |
|----------------------------|
| <i>Food & Beverage</i> |
|----------------------------|

| <i>Size</i> | <i>Size Range</i> | <i>Disc Value Totals</i> | <i># of Disc</i> | <i># of ND</i> | <i># of Audits</i> | <i>% of Disc</i> |
|-----------------------------------|-------------------|--------------------------|------------------|----------------|--------------------|------------------|
| S-0 | 0 - 49,999 | 1,000,008 | 15 | 37 | 52 | |
| Total Disc Value | | 1,000,008 | 15 | 37 | 52 | 29% |
| Total: Food & Beverage | | 1,000,008 | 15 | 37 | 52 | 29% |

County Tax Services, Inc.
Analysis of County Audit Programs

| |
|---------------------------|
| <i>Heavy Equip Rental</i> |
|---------------------------|

| <i>Size</i> | <i>Size Range</i> | <i>Disc Value Totals</i> | <i># of Disc</i> | <i># of ND</i> | <i># of Audits</i> | <i>% of Disc</i> |
|----------------------------------|-------------------|--------------------------|------------------|----------------|--------------------|------------------|
| S-0 | 0 - 49,999 | 1,911,694 | 4 | 1 | 5 | |
| Total Disc Value | | 1,911,694 | 4 | 1 | 5 | 80% |
| Total: Heavy Equip Rental | | 1,911,694 | 4 | 1 | 5 | 80% |

County Tax Services, Inc.
Analysis of County Audit Programs

| |
|----------------------------|
| <i>Occupancy Tax Audit</i> |
|----------------------------|

| <i>County: 16</i> | | <i>Occupancy Tax Audit</i> | | | | |
|-------------------------|-------------------|----------------------------|------------------|----------------|--------------------|------------------|
| <i>Size</i> | <i>Size Range</i> | <i>Disc Value Totals</i> | <i># of Disc</i> | <i># of ND</i> | <i># of Audits</i> | <i>% of Disc</i> |
| S-0 | 0 - 49,999 | 5,729,067 | 46 | 42 | 88 | |
| S-1 | 50,000 - 399,999 | 62,755 | 13 | 7 | 20 | |
| Total Disc Value | | 5,791,822 | 59 | 49 | 108 | 55% |

| <i>County: 26</i> | | <i>Occupancy Tax Audit</i> | | | | |
|-------------------------|-------------------|----------------------------|------------------|----------------|--------------------|------------------|
| <i>Size</i> | <i>Size Range</i> | <i>Disc Value Totals</i> | <i># of Disc</i> | <i># of ND</i> | <i># of Audits</i> | <i>% of Disc</i> |
| S-0 | 0 - 49,999 | 3,467,507 | 7 | 6 | 13 | |
| Total Disc Value | | 3,467,507 | 7 | 6 | 13 | 54% |

| <i>County: 32</i> | | <i>Occupancy Tax Audit</i> | | | | |
|-------------------------|-------------------|----------------------------|------------------|----------------|--------------------|------------------|
| <i>Size</i> | <i>Size Range</i> | <i>Disc Value Totals</i> | <i># of Disc</i> | <i># of ND</i> | <i># of Audits</i> | <i>% of Disc</i> |
| S-1 | 50,000 - 399,999 | 0 | 0 | 1 | 1 | |
| S-2 | 400,000 - 999,999 | 1,406,448 | 1 | 0 | 1 | |
| Total Disc Value | | 1,406,448 | 1 | 1 | 2 | 50% |

| <i>County: 65</i> | | <i>Occupancy Tax Audit</i> | | | | |
|-------------------------|-------------------|----------------------------|------------------|----------------|--------------------|------------------|
| <i>Size</i> | <i>Size Range</i> | <i>Disc Value Totals</i> | <i># of Disc</i> | <i># of ND</i> | <i># of Audits</i> | <i>% of Disc</i> |
| S-0 | 0 - 49,999 | 1,280,802 | 53 | 34 | 87 | |
| S-1 | 50,000 - 399,999 | 777,522 | 27 | 11 | 38 | |
| S-2 | 400,000 - 999,999 | 3,352,943 | 8 | 0 | 8 | |
| Total Disc Value | | 5,411,267 | 88 | 45 | 133 | 66% |

| | | | | | |
|-----------------------------------|-------------------|------------|------------|------------|------------|
| Total: Occupancy Tax Audit | 16,077,044 | 155 | 101 | 256 | 61% |
|-----------------------------------|-------------------|------------|------------|------------|------------|

| | | | | | |
|--------------------|----------------------|--------------|--------------|--------------|------------|
| Grand Total | 4,680,059,936 | 4,005 | 1,809 | 5,814 | 69% |
|--------------------|----------------------|--------------|--------------|--------------|------------|

CTSI Compensation Options

Business Personal Property Auditing Program

The following compensation options are available for our Business Personal Property Audit services:

Option 1) Flat Fee:

For auditing services provided by CTSI, County will pay to CTSI a fee in accordance with the schedule shown below.

*The fee paid will be based on utilizing the most current Business Personal Property Tax Listing form to determine the final Total Tax Value assessed.

| Size | *Total Tax Value per Current Listing | Fee per Acct# |
|------|--------------------------------------|---------------|
| S-0 | 0 – 49,999 | 400.00 |
| S-1 | 50,000 - 399,999 | 600.00 |
| S-2 | 400,000 - 999,999 | 1,000.00 |
| S-3 | 1,000,000 - 4,999,999 | 2,000.00 |
| S-4 | 5,000,000 - 14,999,999 | 6,000.00 |
| S-5 | 15,000,000 - 29,999,999 | 10,000.00 |
| S-6 | 30,000,000 - 49,999,999 | 10,000.00 |
| S-7 | 50,000,000 up | 10,000.00 |

Invoicing Procedures

If COUNTY has appropriated funds for the audit program CTSI will invoice the COUNTY after all appeal rights have expired.

If COUNTY has NOT appropriated funds for the audit program the COUNTY will provide CTSI with copies of taxpayer's paid bills so that CTSI can generate invoices to COUNTY for services. If it is determined that the amount COUNTY has collected totals more than the total fees due up to that date then CTSI will invoice all audits completed up to that date.

Option 2) Straight Hourly - This option would charge an hourly rate of \$150 per hour for all work performed in North Carolina and \$250 per hour for all work performed out-of-state. The hourly fees would be billed monthly or on the 1st and 15th of each month.



Audit Clients with Contact Information:

Business Personal Property Tax Audit Clients

COUNTY NAME

COUNTY CONTACT

PHONE/FAX

EMAIL

CARTERET COUNTY

Carl Tilghman, Tax Administrator ----- (252) 728-8485 / (252) 728-8588 ---- carlt@co.carteret.nc.us

CHOWAN COUNTY

Rena Skinner, BPP Appraiser ----- (252) 482-8487 / (252) 482-1528 ---- rena.skinner@ncmail.net

CRAVEN COUNTY

Ronald Antry, Tax Administrator ----- (252) 636-6604 / (252) 636-2569 ---- rantry@cravencountync.gov

CUMBERLAND COUNTY *Wanda Floy*

Aaron Donaldson, Tax Administrator ----- (919) 678-7507 / (919) 678-7582 ---- kpittman@co.cumberland.nc.us

DURHAM COUNTY

Kimberly Simpson, Tax Administrator ----- (919) 560-0300 / (919) 560-0350 ---- ksimpson@co.durham.nc.us

EDGECOMBE COUNTY

Cindy Coker, Tax Assessor ----- (252) 641-7855 / (252) 641-7864 ---- cindyc@co.edgcombe.nc.us

GATES COUNTY

Renee' McGinnis, Tax Assessor ----- (252) 357-1360 / (252) 357-0073 ---- gatescotax@inteliport.com

GRAHAM COUNTY

Erma Phillips, Tax Assessor ----- (828) 479-7963 / (828) 479-7988 ---- erma.orr@graham.nc.gov

GREENE COUNTY

Becky Sutton, Tax Administrator ----- (252) 747-2644 / (252) 747-5067 ---- bsutton@co.greene.nc.us

HALIFAX COUNTY

Charles Graham, Tax Administrator ----- (252) 583-2121 / (252) 583-9311 ---- grahamc@halifaxnc.com

HARNETT COUNTY

William (Tony) Wilder, Tax Administrator ----- (910) 893-7520 / (910) 814-4017 ---- twilder@harnett.org

HERTFORD COUNTY

Sylvia F. Anderson, Tax Assessor ----- (252) 358-7810 / (252) 358-7806 ---- sylvia.anderson@hertfordcountync.gov

LENOIR COUNTY

Darrell Parrish, Tax Administrator ----- (252) 527-7174 / (252) 527-4923 ---- dparrish@co.lenoir.nc.us

MARTIN COUNTY

Hilton Edmondson, Tax Assessor ----- (252) 789-4350 / (252) 789-4359 ---- hedmondson@martincountyncgov.com

ONslow COUNTY

Harry Smith, Tax Administrator ----- (910) 989-2200 / (910) 989-2207 ---- harry_smith@co.onlow.nc.us



Audit Clients with Contact Information:

Business Personal Property Tax Audit Clients (con't)

COUNTY NAME

COUNTY CONTACT

PHONE/FAX

EMAIL

ROCKINGHAM COUNTY

Karen Carter, Tax Administrator----- (336) 342-8305 / (336) 342-8448---- kcarter@co.rockingham.nc.us

ROBESON COUNTY

Cindy Lowry, Tax Administrator----- 910) 671-3060 / (910) 671-6243---- cindy.lowry@co.robeson.nc.us

ROWAN COUNTY

Kelvin Byrd, Tax Administrator----- (704) 216-8585 / (704) 642-2050---- kelvin.byrd@rowancountync.gov

TRANSYLVANIA COUNTY

David Reid, Tax Administrator----- (828) 884-3200 / (828) 884-3542---- davidreid@citcom.net

WAKE COUNTY

Marcus Kinrade, Tax Administrator ----- (919) 856-5400 / (919) 743-4713---- mkinrade@co.wake.nc.us

Occupancy Tax Audit Clients

CARTERET COUNTY

Carl Tilghman, Tax Administrator ----- (252) 728-8485 / (252) 728-8588---- carlt@co.carteret.nc.us

NEW HANOVER COUNTY

Avril Pinder, Finance Director ----- (910) 798-7188 / (910) 798-7410 --- apinder@nhcgov.com

CUMBERLAND COUNTY

Aaron Donaldson, Tax Administrator----- (919) 678-7507 / (910) 678-7582---- kpittman@co.cumberland.nc.us

Food & Beverage Tax Audit Clients

CUMBERLAND COUNTY

Aaron Donaldson, Tax Administrator----- (919) 678-7507 / (910) 678-7582---- kpittman@co.cumberland.nc.us



Audit Clients with Contact Information:

Inutility & Obsolescence Review Clients

DURHAM COUNTY

Kimberly Simpson, Tax Administrator ----- (919) 560-0300 / (919) 560-0350 ---- ksimpson@co.durham.nc.us

ROBESON COUNTY

Cindy Lowry, Tax Administrator ----- (910) 671-3060 / (910) 671-6243 ---- cindy.lowry@co.robesson.nc.us

ROCKINGHAM COUNTY

Karen Carter, Tax Administrator ----- (336) 342-8284 / (336) 342-8448 ---- kcarter@co.rockingham.nc.us

Diagnostic Revenue Specialists (DRs) Clients

HERTFORD COUNTY

Gay Sumner, Tax Collector ----- (252) 358-7815 / (252) 358-7806 ----- gay.sumner@herfordcountync.gov



**CRI** CARR
RIGGS &
INGRAM

CPAs and Advisors

Carr, Riggs & Ingram, LLC
382 Pamlico Street
Belhaven, North Carolina 27810Mailing Address:
P.O. Box 399
Belhaven, North Carolina 27810-0399(252) 943-2723
(252) 943-2936 (fax)
www.cricpa.com

February 14, 2014

Mr. Anthony Ward
Board Chairman/Bookkeeper
South Windsor Water Project Association, Inc.
PO Box 249
Windsor, NC 27983Mr. Scott Sauer
County Manager
Bertie County
PO Box 530
Windsor, NC 27983

To the Board of Commissioners:

We are pleased to confirm our understanding of the nature and limitations of the services we are to provide for South Windsor Water Project Association, Inc.

We will apply the agreed-upon procedures which Bertie County, North Carolina has specified, listed in the attached schedule, to the ending balance sheet accounts of South Windsor Water Project Association, Inc. as of December 31, 2013. This engagement is solely to assist Bertie County, North Carolina in determining the value of the ending balance sheet amounts of South Windsor Water Project Association, Inc. as of December 31, 2013. Our engagement to apply agreed-upon procedures will be conducted in accordance with attestation standards established by the American Institute of Certified Public Accountants. The sufficiency of the procedures is solely the responsibility of those parties specified in the report. Consequently, we make no representation regarding the sufficiency of the procedures described in the attached schedule either for the purpose for which this report has been requested or for any other purpose. If, for any reason, we are unable to complete the procedures, we will describe any restrictions on the performance of the procedures in our report, or will not issue a report as a result of this engagement.

Because the agreed-upon procedures listed in the attached schedule do not constitute an examination, we will not express an opinion on Association's balance sheet. In addition, we have no obligation to perform any procedures beyond those listed in the attached schedule.

We will submit a report listing the procedures performed and our findings. This report is intended solely for the use of Bertie County, North Carolina, and should not be used by anyone other than this specified party. Our report will contain a paragraph indicating that had we performed additional procedures, other matters might have come to our attention that would have been reported to you.

You are responsible for the presentation of balance sheet of South Windsor Water Project Association, Inc. in accordance with accounting principles generally accepted in the United States of America; and for selecting the criteria and determining that such criteria are appropriate for your purposes.

Jeff Best, CPA is the engagement partner and is responsible for supervising the engagement and signing the report or authorizing another individual to sign it.

We plan to begin our procedures on approximately April 1, 2014 and unless unforeseeable problems are encountered, the engagement should be completed by April 30, 2014. At the conclusion of our engagement, we will require a representation letter from management that, among other things, will confirm management's responsibility for the presentation of the ending balance sheet amounts in accordance with accounting principles generally accepted in the United States of America.

We estimate that our fees for these services will range from \$2,000 to \$2,500. The fee estimate is based on anticipated cooperation from your personnel and the assumption that unexpected circumstances will not be encountered during the engagement. If significant additional time is necessary, we will discuss it with you and arrive at a new fee estimate before we incur the additional costs. All invoices are payable upon presentation. Amounts not paid within 30 days from the invoice date will be subject to a late payment charge of 1½% per month (18% per year).

We appreciate the opportunity to assist you and believe this letter accurately summarizes the significant terms of our engagement. If you have any questions, please let us know. If you agree with the terms of our engagement as described in this letter, please sign the enclosed copy and return it to us. If the need for additional procedures arises, our agreement with you will need to be revised. It is customary for us to enumerate these revisions in an addendum to this letter. If additional specified parties of the report are added, we will require that they acknowledge in writing their responsibility for the sufficiency of procedures.

Very truly yours,

Carr, Riggs & Ingram, L.L.C.

Carr Riggs & Ingram, LLC

South Windsor Water Project Association, Inc.
Agreed-Upon Procedures
December 31, 2013

The Agreed-Upon Procedures will be formed on the following balance sheet accounts of South Windsor Water Project Association, Inc. as of December 31, 2013.

1. Cash in Bank
 - a. We will obtain the reconciliation for Wells Fargo checking account.
 - b. Trace the bank balance on the reconciliation to the balance per the bank statement.
 - c. Trace the reconciled book balance to the balance sheet
 - d. Test the clerical accuracy of the reconciliation.
 - e. Trace all outstanding checks and deposits in transit appearing on the bank reconciliation to the January 31, 2014 bank statement.
 - f. Review the January 31, 2014 bank statement to determine if additional checks should have been recorded as outstanding on the December 31, 2013 bank reconciliation.
2. Certificate of deposit and share account.
 - a. Confirm with the bank the balance as of December 31, 2013.
3. Accounts receivables.
 - a. Compare the balance as of December 31, 2013 to December 31, 2012 and review with management.
 - b. Review subsequent collections through January 31, 2014 of a sample of individual accounts which comprise the accounts receivable balance.
4. Capital Assets
 - a. Trace all expenditures classified as capital assets since the last audit performed on June 30, 2001 to supporting documentation.
5. Accounts Payable
 - a. Review all checks written in January 2014 to determine which amounts should be recorded as accounts payable as of December 31, 2013.

RESPONSE:

This letter correctly sets forth the understanding of South Windsor Water Project Association, Inc. and Bertie County.

By: _____

Title: _____

Date: _____

By: _____

Title: _____

Date: _____

AGREEMENT FOR THE OPERATION AND ACQUISITION OF WATER SYSTEM ASSETS

This Agreement is made this day ____ of _____, 2014 by and between County Water District III, a body politic organized and existing under the laws of the State of North Carolina, and South Windsor Water Project Association, Inc., a nonprofit corporation organized and existing under the laws of the State of North Carolina;

WHEREAS, South Windsor Water Project Association, Inc. (hereinafter "South Windsor") is a nonprofit corporation having been incorporated for the purpose of constructing, maintaining, and operating a private water system for its members who live in an area located to the South of Windsor, North Carolina;

WHEREAS, County Water District III is a body politic organized and existing pursuant to Article 6 of Chapter 162A of the North Carolina General Statutes for the purpose of constructing, maintaining, and operating a public water system for the citizens of Bertie County who live in the County Water District III service area, which includes the area served by South Windsor;

WHEREAS, South Windsor desires to be operated and acquired by County Water District III, and County Water District III desires to operate and acquire South Windsor under the terms and conditions stated herein; and

WHEREAS, County Water District III has the authority to contract with a private entity pursuant to Section 162A-88.1 of the North Carolina General Statutes.

NOW, THEREFORE, for mutual and valuable consideration, the receipt of which is hereby acknowledged, the parties agree as follows:

1. Operation of Water System. County Water District III will connect its water distribution system to that of South Windsor and will begin operating both

water systems together until the transfer of all assets described on Exhibit A as set forth in Paragraph 13 or termination of the Agreement under Paragraph 14.

2. Monitoring, testing and reporting. County Water District III will assume all water monitoring, testing and reporting responsibilities.

3. Repairs and improvements. County Water District III will make any needed repairs and improvements to the system, the costs for which will be paid by County Water District III using the proceeds from the purchase of water by South Windsor customers and from any loans or grants obtained. This includes the right to read, maintain and replace water meters as needed.

4. Representations and warranties by South Windsor. South Windsor makes the following representations and warranties:

a. South Windsor is not in violation of any federal, state, or local law or ordinance regarding its water monitoring, testing or reporting.

b. There is no claim, demand, suit, proceeding or litigation of any kind pending and outstanding or, to the knowledge of Seller, threatened or likely to be made or instituted, to which Seller is a party and which would affect or relate to the Assets or impair such transfer or assignment, and that no such action is threatened by any customer or third party. South Windsor represents and warrants that it has no debt.

c. All lines and equipment are in good working order, and to its knowledge there is no significant water loss.

d. South Windsor has full approval of its Board of Directors and its membership to enter into this Agreement and has followed all steps required by its Articles of Incorporation for approval. South Windsor has absolute fee simple, good

and marketable title to all the assets, which are water lines, equipment, and water tower, and has the right and power to sell, transfer and convey all of said assets, free and clear of all liabilities, liens and encumbrances.

e. As of the date of this Agreement, South Windsor is not party to any contract, agreement or commitment of any kind requiring future performance that would impair its obligations hereunder, including but not limited to any agreement with the Town of Windsor that would require South Windsor to buy water from the Town or that would prevent County Water District III from supplying water to South Windsor members.

f. South Windsor has given to County Water District III all of the information it has requested, including but not limited to financial records, information on any water lines or equipment that are currently in need of repair or replacement, copies of all certifications, licenses, permits and proof of insurance all customer information with County Water District III including the identity of its customers, addresses histories of installation and payment, and the rates at which those customers are charged.

g. All tax returns and reports due to be filed by Seller have been duly filed on or before the date due and all taxes therein have been paid in full.

h. South Windsor has acquired all easements needed for the installation and maintenance of its lines and equipment.

5. Representations and warranties by County Water District III. County Water District II makes the following representations and warranties:

a. County Water District III is in good standing under the laws of the State of North Carolina, and has full power and authority to enter into, carry out and

perform its obligations hereunder.

b. County Water District III is not in violation of any federal, state, or local law or ordinance regarding its water monitoring, testing or reporting.

c. There is no claim, demand, suit, proceeding or litigation of any kind pending and outstanding or, to the knowledge of County Water District III, threatened or likely to be made or instituted, to which it is a party and which would affect or relate to this Agreement. As of the date of this Agreement, County Water District III is not party to any contract, agreement or commitment of any kind requiring future performance that would impair its obligations hereunder.

6. Employment of South Windsor workers. County Water District III has the option but not the obligation to employ any of the employee's of South Windsor.

7. Purchase price. County Water District III gets paid no compensation to operate the system other than what it collects from water users, and it pays no purchase price for the assets when acquisition occurs.

8. Grant and loan applications. While being operated by County Water District III, South Windsor will assist County Water District III in taking advantage of funding opportunities to upgrade the South Windsor system through the Public Water Supply Section, Drinking Water State Revolving Fund (DWSRF) financial program, which program offers the opportunity for grant assistance to be used for the consolidation of small public water systems into larger public water system entities. The parties acknowledge that the next deadline for submission of an application is September 30, 2014. Both parties will diligently work towards preparing and submitting the necessary documents to be considered for grant assistance. The parties also agree to submit a Division of Community Assistance infrastructure

application to the US Dept. of Housing and Urban Development (HUD).

9. Cooperation and best efforts. South Windsor will cooperate in all respects with County Water District III in both the operation and acquisition of the system, including but not limited to the submission of a Water System Management Plan and any engineering reports, plans or specifications required from County Water District III by the North Carolina Department of Environment and Natural Resources pursuant to 15A NCAC 18C.0300 and other applicable regulations.

10. Transition of South Windsor members and change in source of water. While County Water District III is operating South Windsor, South Windsor customers will be transitioned into the County Water District III system. When the members become customers of County Water District III they will lose their rights and obligations under their South Windsor membership and will gain the rights and obligations of customers of County Water District III. The source of water for the system will be transferred from the Town of Windsor to County Water District III.

11. Separate system during operation and prior to grant or loan awards. During the transition period, South Windsor will continue to maintain its Public Water Supply identification number until County Water District III instructs it to terminate the number, which will be after any grant or loan announcements are made.

12. Legacy members. All customers who are members of South Windsor at the time of the signing of this Agreement will continue to pay the same rate for their water as customers of County Water District III as they were to South Windsor for the period hereinafter provided. Any difference between the current rate and the County Water District III rate will be paid using money from South Windsor's surplus fund. When those funds are exhausted, the legacy members will be billed at the County

Water District III rate.

13. Timing of acquisition of assets and termination of South Windsor.

County Water District III has the sole discretion to determine when its operation of South Windsor will end and when its acquisition of South Windsor assets will occur. Upon _____ days notice from County Water District III to South Windsor, South Windsor will execute all documents necessary to transfer all of its assets, including but not limited to those listed on Exhibit A. After the signing of those documents, County Water District III will own said assets free and clear of all claims of South Windsor or others.

14. Termination. County Water District III may terminate this Agreement upon thirty (30) days written notice. If County Water District III terminates the Agreement, it will return all books and records to South Windsor and otherwise cooperate in the transition of operations and member services back to South Windsor. Given the investment that County Water District III will be making to the water system, South Windsor will not be able to terminate the Agreement.

15. Indemnification. South Windsor indemnifies and holds harmless County Water District III from any actions or claims that arise as the result of the operation or ownership of the subject water system by South Windsor before to the signing of this agreement. County Water District III indemnifies and holds harmless South Windsor from any actions or claims that arise as the result of the operation or ownership of the subject water system by County Water District III after to the signing of this agreement. Each party shall indemnify and hold harmless the other from and against any and all liabilities and obligations which arise from the breach by the other party of any of its warranties and representations contained in this Agreement. If any person

shall assert any claim against the non-breaching party which might result in a claim for indemnity hereunder, the non-breaching party shall promptly give written notice to the breaching party indicating the name of the claimant and the nature and amount of the claim. The breaching party shall have the right to contest and defend against any such claim, at its expense, through counsel of its own choosing, provided that if the breaching party shall fail to notify the non-breaching party within sixty (60) days of the receipt of the foregoing notice of its election to contest and defend against such claim, then the non-breaching party shall have the right to take such action as it deems appropriate to defend, contest, settle, or compromise any such claim or liability.

16. Notice. All notices, requests, demands and other communications hereunder must be in writing and shall be deemed to have been duly given if and when placed in the mail by registered or certified mail, return receipt requested, with the proper postage.

If to County Water District III:

County Water District III
Attention: Mr. Scott T. Sauer
Bertie County Manager
Post Office Box 530
Windsor, NC 27983

If to South Windsor:

South Windsor Water Project Association, Inc.
Attention: Anthony Ward
[insert address]

17. Entire agreement. This Agreement represents the final understanding of the parties with respect to the subject matter of this Agreement and shall replace any

earlier written or oral agreements. This Agreement may not be modified except in a writing signed by both of the parties. All parties hereto have negotiated this Agreement at arms length, have had the opportunity to be represented by independent counsel, are satisfied with the terms hereof, and agree to be bound hereby.

18. Benefit and obligation. This agreement shall bind and inure to the benefit of the parties hereto, their respective legal representatives, executors, administrators, heirs, legatees, successors and assigns..

In Witness Whereof, each party hereto has caused these presents to be executed in its name by its President or Chairman, all by due authority of its Board of Directors heretofore duly given, this the day and year first above written.

Attest:

Bertie Co. Water Districts III

By: _____

By: _____(Seal)

Typed Name: Sarah Seredni

Typed Name: Wallace Perry

Title: Clerk to the Board

Title: Chairman

Seal

Attest:

South Windsor Water Project Association, Inc.

By: _____

By: _____(Seal)

Typed Name: _____

Typed Name: Anthony Ward

Title: Secretary

Title: President

PRITCHETT & BURCH, PLLC

| <u>FY</u> | <u>DATE</u> | <u>INV</u> | <u>COUNTY</u> <u>(INC COMM MTG)</u> | <u>EMS</u> | <u>SUNENERGY</u> | <u>MCDAVID</u> | <u>FRIENDS OF</u> <u>BERTIE</u> | <u>CONTRACTS</u> | <u>SUB-TOTAL</u> | <u>AMR</u> | <u>BHS</u> | <u>OTHER</u> <u>(CDBG, ETC)</u> | <u>TOTAL</u> |
|-------------|-------------|------------|--|------------|------------------|----------------|------------------------------------|------------------|------------------|------------|-------------|------------------------------------|--------------|
| 2011 | 08/13/10 | 54199 | \$ 1,929.35 | | | | | \$ 240.00 | \$ 2,169.35 | | | | \$ 2,169.35 |
| | 09/14/10 | 54370 | \$ 1,554.00 | | | | | \$ 80.00 | \$ 1,634.00 | | | \$ 1,372.50 | \$ 3,006.50 |
| | 09/30/10 | 54586 | \$ 4,517.50 | | | | | \$ - | \$ 4,517.50 | | | \$ 289.00 | \$ 4,806.50 |
| | 11/15/10 | 54659 | \$ 1,040.00 | | | | | \$ - | \$ 1,040.00 | | | \$ 308.00 | \$ 1,348.00 |
| | 12/10/10 | 54837 | \$ 1,650.00 | | | | | \$ - | \$ 1,650.00 | | | \$ 380.00 | \$ 2,030.00 |
| | 02/22/11 | 55130 | \$ 5,540.00 | | | | | \$ 180.00 | \$ 5,720.00 | | | \$ 880.00 | \$ 6,600.00 |
| | 03/17/11 | 55260 | \$ 2,927.50 | | | | | \$ 3,287.50 | \$ 6,215.00 | | | | \$ 6,215.00 |
| | 04/15/11 | 55349 | \$ 2,542.00 | | | | | \$ 905.00 | \$ 3,447.00 | | | | \$ 3,447.00 |
| | 05/18/11 | 55473 | \$ 1,025.00 | | | | \$ 380.00 | \$ 267.00 | \$ 1,672.00 | | | | \$ 1,672.00 |
| | 06/21/11 | 55645 | \$ 1,294.50 | | | | \$ 2,232.75 | | \$ 3,527.25 | | | | \$ 3,527.25 |
| | 07/21/11 | 55801 | \$ 730.00 | | | | | | \$ 730.00 | | | | \$ 730.00 |
| | EOY -ADJ | | \$ 11,138.79 | | | | | | \$ 11,138.79 | | | | \$ 11,138.79 |
| | | | \$ 35,888.64 | \$ - | \$ - | \$ - | \$ 2,612.75 | \$ 4,959.50 | \$ 43,460.89 | \$ - | \$ - | \$ 3,229.50 | \$ 46,690.39 |
| 2012 | 08/22/11 | 55927 | \$ 1,837.50 | | | | \$ 60.00 | | \$ 1,897.50 | | | | \$ 1,897.50 |
| | 09/15/11 | 55952 | \$ 1,557.35 | | | | \$ 260.00 | | \$ 1,817.35 | | | | \$ 1,817.35 |
| | 10/18/11 | 56053 | \$ 1,577.50 | | | | \$ 3,070.52 | | \$ 4,648.02 | | \$ 160.00 | | \$ 4,968.02 |
| | 11/23/11 | 56177 | \$ 1,415.00 | | | | \$ 837.50 | | \$ 2,252.50 | | | | \$ 2,252.50 |
| | 12/22/11 | 56411 | \$ 1,412.50 | | | | \$ 140.00 | | \$ 1,552.50 | | \$ 740.00 | | \$ 2,292.50 |
| | 01/12/12 | 56457 | \$ 1,960.00 | | | | \$ 1,652.50 | | \$ 3,612.50 | | | \$ 320.00 | \$ 3,932.50 |
| | 01/17/12 | - | \$ 1,650.00 | | | | | | \$ 1,650.00 | | \$ - | \$ 380.00 | \$ 2,030.00 |
| | 02/09/12 | 56579 | \$ 520.00 | | | | \$ 11,684.75 | | \$ 12,204.75 | | | | \$ 12,204.75 |
| | 03/09/12 | 56661 | \$ 1,600.00 | | | | \$ 75.00 | | \$ 1,675.00 | | | | \$ 1,675.00 |
| | 04/18/12 | 56799 | \$ 2,137.50 | | | | | | \$ 2,137.50 | | \$ 605.00 | | \$ 2,742.50 |
| | 05/11/12 | 56901 | \$ 1,304.65 | | | | | | \$ 1,304.65 | | \$ 140.00 | | \$ 1,444.65 |
| | 06/13/12 | 57051 | \$ 1,920.00 | | | | | | \$ 1,920.00 | \$ 220.00 | \$ 1,097.50 | | \$ 3,237.50 |
| | 07/20/12 | 57171 | \$ 2,277.00 | | | | | \$ 400.00 | \$ 2,677.00 | \$ - | | \$ - | \$ 2,677.00 |
| | | | \$ 21,169.00 | \$ - | \$ - | \$ - | \$ 17,780.27 | \$ 400.00 | \$ 39,349.27 | \$ 220.00 | \$ 2,742.50 | \$ 700.00 | \$ 43,011.77 |

PRITCHETT & BURCH, PLLC

| <u>FY</u> | <u>DATE</u> | <u>INV</u> | <u>COUNTY</u> <u>(INC COMM MTG)</u> | <u>EMS</u> | <u>SUNENERGY</u> | <u>MCDAVID</u> | <u>FRIENDS OF</u> <u>BERTIE</u> | <u>CONTRACTS</u> | <u>SUB-TOTAL</u> | <u>AMR</u> | <u>BHS</u> | <u>OTHER</u> <u>(CDBG, ETC)</u> | <u>TOTAL</u> |
|------------------|----------------|------------|--|--------------|------------------|---|------------------------------------|------------------|------------------|------------|--------------|------------------------------------|--------------|
| 2013 | 08/15/12 | 57248 | \$ 1,648.50 | | | | | | \$ 1,648.50 | | \$ 2,020.00 | | \$ 3,668.50 |
| | 09/10/12 | 57372 | \$ 280.00 | | | | | | \$ 280.00 | | | | \$ 280.00 |
| | 09/10/12 | 57375 | \$ 1,895.80 | | | | | | \$ 1,895.80 | | \$ 1,835.00 | | \$ 3,730.80 |
| | 10/16/12 | 57526 | \$ 472.45 | | | | | | \$ 472.45 | | \$ 4,095.00 | | \$ 4,567.45 |
| | 10/16/12 | 57527 | \$ 426.50 | | | | | | \$ 426.50 | | | | \$ 426.50 |
| | 10/16/12 | 57562 | \$ 879.50 | | | | | | \$ 879.50 | | | | \$ 879.50 |
| | 11/07/12 | | | | | | | | \$ - | | \$ 12,500.00 | | \$ 12,500.00 |
| | 11/15/12 | 57598 | \$ 200.00 | | | | | | \$ 200.00 | | | | \$ 200.00 |
| | * 11/15/12 | 57597 | \$ 4,790.00 | | | | | \$ 300.00 | \$ 5,090.00 | | \$ 1,802.50 | | \$ 6,892.50 |
| | 12/14/12 | 57682 | \$ 2,340.00 | | | | | | \$ 2,340.00 | | | | \$ 2,340.00 |
| | 12/14/12 | 57681 | \$ 2,412.50 | \$ 410.00 | | | | | \$ 2,822.50 | | \$ 2,010.00 | | \$ 4,832.50 |
| | 01/23/13 | 57813 | \$ 2,762.50 | | | | | | \$ 2,762.50 | | \$ 60.00 | | \$ 2,822.50 |
| | 02/18/13 | 57935 | \$ 3,560.00 | | | | | | \$ 3,560.00 | | | | \$ 3,560.00 |
| | 03/18/13 | 58018 | \$ 4,222.50 | | | | | | \$ 4,222.50 | | | | \$ 4,222.50 |
| | 04/15/13 | 58190 | \$ 7,598.05 | | | | | | \$ 7,598.05 | | | | \$ 7,598.05 |
| | 05/15/13 | 58306 | \$ 4,166.10 | \$ 2,487.50 | \$ 1,000.00 | | | | \$ 7,653.60 | | | \$ 1,200.00 | \$ 8,853.60 |
| | 06/17/13 | 58442 | \$ 3,240.00 | | \$ 2,520.00 | | | | \$ 5,760.00 | | | \$ 500.00 | \$ 6,260.00 |
| | 07/15/13 | 58610 | \$ 4,620.00 | | \$ 1,220.00 | | | \$ 60.00 | \$ 5,900.00 | | \$ 300.00 | | \$ 6,200.00 |
| | | | \$ 45,514.40 | \$ 2,897.50 | \$ 4,740.00 | \$ - | \$ - | \$ 360.00 | \$ 53,511.90 | \$ - | \$ 24,622.50 | \$ 1,700.00 | \$ 79,834.40 |
| | * COLERAIN EMS | | | | | | | | | | | | |
| 2014 | 08/12/13 | 58763 | \$ 3,935.00 | \$ 6,972.50 | \$ 380.00 | | | \$ 795.00 | \$ 12,082.50 | \$ 140.00 | \$ 240.00 | | \$ 12,462.50 |
| (YTD) | 09/13/13 | 58860 | \$ 5,459.50 | \$ 4,076.50 | \$ 1,202.50 | | | \$ 60.00 | \$ 10,798.50 | | | \$ 260.00 | \$ 11,058.50 |
| | 10/15/13 | 58956 | \$ 3,095.50 | \$ 2,995.50 | \$ 4,480.00 | | | | \$ 10,571.00 | | | \$ 120.00 | \$ 10,691.00 |
| | 11/13/13 | 59081 | \$ 7,718.00 | | \$ 1,900.00 | \$ 1,540.00 | | \$ 1,343.50 | \$ 12,501.50 | | | \$ 4,099.50 | \$ 16,601.00 |
| | 12/12/13 | 59204 | \$ 6,001.00 | \$ 100.00 | \$ 340.00 | \$ 382.00 | | | \$ 6,823.00 | | | | \$ 6,823.00 |
| | 01/09/14 | 59302 | \$ (912.50) | \$ 6,068.41 | \$ 10.00 | \$ 140.00 | | | \$ 5,305.91 | | | \$ 1,200.00 | \$ 6,505.91 |
| | 02/14/14 | 59430 | \$ 200.00 | | | | | | \$ 200.00 | | | | \$ 200.00 |
| | 02/14/14 | | \$ 8,808.64 | \$ 1,044.00 | \$ 760.00 | | | \$ 691.00 | \$ 11,303.64 | | | \$ 618.00 | \$ 11,921.64 |
| | | | | | | BATTLE, WINSLOW, SCOTT & WILEY, PA | | | | | | | |
| AS OF | 02/06/14 | | | \$ 2,882.00 | | | | | \$ 2,882.00 | | | | \$ 2,882.00 |
| 2/27/2014 | | | \$ 34,305.14 | \$ 24,138.91 | \$ 9,072.50 | \$ 2,062.00 | \$ - | \$ 2,889.50 | \$ 72,468.05 | \$ 140.00 | \$ 240.00 | \$ 6,297.50 | \$ 79,145.55 |